



PRODUCT PORTFOLIO | MORE THAN MOTORS



Franklin Electric

INDEX

PRODUCT PORTFOLIO AND BRANDS 4

COMPANY PROFILE 6

4"/6"/8"/10"/12" SUBMERSIBLE MOTORS 8

4" motors 9

4" Encapsulated motor - 1 Phase, PSC motor 10

4" Encapsulated motor - 1 Phase, 2-wire 10

4" Encapsulated motor - 1 Phase, 3-wire 10

4" Encapsulated motor - 3 Phase 10

4" Encapsulated motor - 3 Phase, High Thrust 10

4" Encapsulated permanent magnet motor 11

4" NBS4 Rewindable oil-filled motor 12

6" motors 13

6" Encapsulated Standard motor 13

6" 3- Encapsulated High Temp 90 °C motor 14

6" 3- Encapsulated permanent magnet motor 15

6" Rewindable motor 16

6" Rewindable Standard motor 16

6" RWK6 Rewindable submersible motor 17

8" motors 18

8" Encapsulated Standard motor 18

8" 3- Encapsulated High Temp 75 °C motor 18

8" Rewindable Standard motor 19

8" Rewindable permanent magnet motor 20

10" motors 21

10" Rewindable Standard motor 21

10" Rewindable permanent magnet motor 22

12" motors 23

12" Rewindable Standard motor 23

SUBMERSIBLE BOREHOLE PUMPS 24

VS4 Submersible borehole pumps 25

VS6 Submersible pump 25

VS8 Submersible pump 26

SSI6 Submersible pump 26

VSI 8"/10"/12" Submersible pump 27

CLOSE-COUPLED 5" PUMPS 28

ES Submersible pump 29

VN Submersible pump 29

VL Multistage pump 29

4"/6"/8"/10" HIGH EFFICIENCY BOREHOLE SYSTEMS 30

VERTICAL MULTISTAGE CENTRIFUGAL PUMPS 32

EVR Series - Vertical Multistage pumps 33

EM Series - Vertical Close-coupled Multistage pumps 34

NCV Series - Vertical Close-coupled Multistage pumps 35

BOOSTING SYSTEMS 36


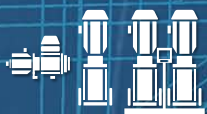
GD Series 36



HORIZONTAL MULTISTAGE PUMPS.....	37
EH Series - Horizontal Multistage pumps	38
EH DTm Series - Horizontal Multistage with Drive-Tech MINI	39
MHp - Self-priming horizontal multistage pumps.....	40
WASTEWATER & DRAINAGE PUMPS	41
ED Drainage pump.....	41
EGT - EGF Drainage pump.....	41
FWS-FWC Series - Wastewater lift pumps 50 Hz	42
FGR Series - Pumps with grinder unit 50 Hz.....	43
FLV Series - D.C. motor submersible waste water lift pumps 50 Hz	43
FDR Series - Submersible pumps for residential drainage 50 Hz.....	44
FDP Series - Submersible pumps for professional drainage 50 Hz.....	44
POOL COVER PUMPS.....	45
APCP-1700 Automatic Pool Cover Pump.....	45
END SUCTION CENTRIFUGAL PUMPS.....	46
FNC - Extended Shaft pumps.....	47
FNS - Stub Shaft pumps	47
VARIABLE FREQUENCY DRIVES (VFD)	48
PROTECTION / CONTROL	49
SubMonitor Motor Protection.....	49
SubStart SC	49
SubStart 3P	49
SMART CONTROL BOX	50
COV-BOX M Series.....	51
QC-AV/E Series	51
QC-AV Series.....	51
COV-BOX T Series.....	51
ACCESSORIES.....	52
Corrosion Protection 4"	52
Cooling sleeve for submersible motor pumps 4"/6"/8"/10"/12"	52
Motor/Pump-Couplings	52
DC Disconnect.....	52
Drive-Tech MINI accessory kit	53
Double plug lead for 4" Termination kit.....	53
Motor filling liquid.....	53
Float Switch.....	53
Flow Paddle Switch.....	54
Inline Flow Switch	54
Motor Filling tool kit.....	54
Permanent Star Plug 6"	54
Pressure Switch SubDrive - Constant-pressure Controller.....	54
PT100 sensor for encapsulated motors (Standard / PM).....	55
PT100 sensor for rewindable motors.....	55
Pump connection screw kits	55
Pump Control and Protection Systems.....	56
Splicing Kit 1.5 - 95 mm ²	57
Surge Arrestors.....	57
Termination Kit for 4" motors	57

OUR PRODUCT PORTFOLIO - MORE THAN MOTORS.

MULTISTAGE PUMPS



VERTICAL MULTISTAGE PUMPS
up to 115 m³/h, 326 m

HORIZONTAL MULTISTAGE PUMPS
up to 29 m³/h, 104 m

5" IN-LINE PUMPS
up to 14 m³/h, 104 m

BOOSTER SYSTEMS
up to 8 pumps, 159 m

END SUCTION CENTRIFUGAL PUMPS

according to EN733



CLOSE-COUPLE EXTENDED SHAFT PUMPS
STUB SHAFT PUMPS
up to 240 m³/h, 100 m

WASTEWATER & DRAINAGE PUMPS



SEWAGE AND DRAINAGE PUMPS
up to 324 m³/h, 62 m

HIGH EFFICIENCY SYSTEMS



4"/6"/8"/10" HIGH EFFICIENCY SYSTEMS
up to 250 kW

SUBMERSIBLE PRODUCTS



4"/6"/8" ENCAPSULATED MOTORS
up to 150 kW

6"/8"/10"/12" REWINDABLE MOTORS
up to 400 kW

OIL-FILLED REWINDABLE MOTORS
4" up to 7.5 kW

4"/6"/8"/10"/12" SUBMERSIBLE PUMPS
up to 650 m³/h

5" CLOSE-COUPLED SUBMERSIBLE PUMPS
up to 14 m³/h, 104 m

FRANKLIN ELECTRIC – THE BRAND WITH THE DIAMOND.

Franklin Electric offers high-quality pumping systems for submersible well and surface applications.

COMPLETE SYSTEMS PROVIDER

The submersible pumping systems consist of perfectly matching components from motors and pumps to drives and controls to enhance efficiency, security and lifetime. The portfolio of **submersible motors** includes encapsulated and rewindable motors in the range from 0.25 kW up to 400 kW. While Franklin offers a full line of 4-inch motors for single and three-phase voltages and various frequencies, the product line ranges up to large submersible motor sizes up to 12" and 3300 V.

There is a wide range of **submersible pumps** from 4 inch up to 12 inch including close-coupled 5 inch pumps. Moreover, there are vertical and horizontal **Multistage pumps** with cutting edge technology in terms of performance and efficiency. The portfolio is completed with the range of **pressure boosting systems, wastewater and drainage pumps** as well as **end suction pumps**.

The **Coverco brand** produces 4 inch oil-filled rewindable motors as well as 6 inch water-filled rewindable motors which are recognized in the market for their robustness and reliability. They are available from 0.37 up to 45 kW as single and three phase versions.

Besides the motor and pump portfolio, Franklin Electric has developed innovative products. In consideration of environmental relief and energy saving Franklin Electric offers the **High Efficiency System (HES)** with first-class performance and power ratings up to 250 kW, **increased lifetime and enormous energy savings**. Diverse Solar pumping systems enable the operation without electricity supply.



Franklin Electric

FPS

COVERCO

Little GIANT

OUR MARKETS

Agriculture: The need to irrigate is constantly increasing in order to avoid yield and quality losses. Relying solely on Mother Nature to irrigate crops or provide drinking water for animals can be risky, especially if the droughts of recent years continue. Franklin Electric's pumping systems are best designed to meet the needs of agriculture, promising stability and longevity, can increase productivity, reduce energy consumption, better manage and predict crop yields, or simply provide reliable drinking water for the animals.

Residential: Homeowners expect the tap to flow when they request water for any reason. So, whether your customers need water for general household use, desire lawn irrigation or want to boost their water pressure, our pumping systems provide the reliability you expect to minimize service calls and maximize customer satisfaction.

Industrial: At Franklin Electric, we understand that in the industrial sector, dependability and dedicated service are not just expected but essential. Our broad product range contains more than motors, but complete pumping solutions for professional industrial use, proving our commitment to excellence and efficiency. Each system exemplifies high quality, reliability, and longevity, ensuring the rigorous demands of industrial applications.

We are working closely with our partners to tailor solutions that perfectly align with the specific requirements of their applications. Franklin Electric is always a reliable partner, from the design and planning of the systems to after-sales support. Our experienced team provides expert advice and effective problem-solving, ensuring seamless operations and maximum efficiency for your projects.



AGRICULTURE



RESIDENTIAL



COMMERCIAL




MUNICIPAL



INDUSTRY



OIL & GAS



ENERGY / POWER

FRANKLIN ELECTRIC – MOVING WATER. MOVING FORWARD.

MORE THAN A COMPANY.

At Franklin Electric, we're more than a manufacturer of pumping systems, we're a trusted partner in moving the world's most essential resource: water. Founded with a spirit of innovation and a commitment to service, we've grown into a global leader in the design and production of systems and components for water management.

MORE THAN MOTORS.

From high-performance submersible motors to complete pumping systems, Franklin Electric delivers solutions that power everyday life and respond to the world's evolving water needs. We go beyond manufacturing, we engineer impact. Our products are designed to be efficient, reliable, and sustainable, ensuring water is delivered where it's needed, when it's needed, all over the world.

MORE THAN EMPLOYEES.

With headquarters in Fort Wayne, Indiana, and operations in over 20 countries, our 6,400+ team members drive more than \$2 billion in annual sales. But our greatest asset isn't what we make, it's who we are. We are engineers, technicians and workers who keep production going every day with a common goal: to develop solutions that fit real applications, improve access to water and drive progress across industries and communities.

MORE THAN TODAY.

We are committed to building a sustainable future for our customers, for our people, and for the planet. From energy-saving technologies to responsible production practices, we are always looking ahead, finding smarter ways to serve both people and the environment.

Health, Safety, and the Environment

We touch the lives of millions of end-users of our products. We thoughtfully consider and continuously recognize the impact we make on the people of these communities and on the environment.

Our vision is to be an indispensable partner to our customers by consistently delivering products of the highest quality available in the market, providing training that reflects the importance of the safety of our customers and end-users and that protects the environment, and developing innovative products that deliver unparalleled performance and support sustainable energy sources. Our goal is to accomplish these objectives in ways that deliver value to our customers and shareholders.

Clean and readily available groundwater is vital to the health and well-being of much of the world's population, and the success of our water systems business is inextricably linked to this necessity. Pollution of groundwater aquifers represents a clear danger to human health and the environment. We therefore do our part, by lowering our own environmental impact by mandating clean, sustainable manufacturing and distribution processes, and by designing products that themselves protect against environmental damage.

Franklin Wells for the World Foundation

There are nearly one billion people in the world that don't have access to safe, clean drinking water. For most of us, a drink of fresh, clean water is only a few feet away. However, in many developing regions the nearest source of water is a few miles, and the only water they have is, in most cases, contaminated. These unclean water sources cause cholera, diarrhea, dehydration, dysentery, and in many cases, death. In one week, approximately 47,000 people die from a water-related disease; 90% of those deaths are children under five. That's approximately 6,000 children every day or one child every 15 seconds.

A majority of the world's fresh water is buried hundreds of feet below the ground, and Franklin Electric is the world leader in accessing groundwater. Since the inception of Franklin Wells for the World Foundation in 2010, we've impacted the lives of over 300,000 people by bringing this water to the surface.

Our mission is to provide safe, reliable, and cost-effective water supplies to suffering communities, focusing on Africa, where the need is greatest. It is our goal to provide fundraising and technical resources for water projects, as well as provide global partnerships for charitable organizations. Franklin Wells for the World is our effort and commitment to help end the global water crisis.



OUR VALUES

Focusing on a culture of continuous improvement, driven by our Key Factors for Success, we strive to be a leading provider of quality water and fueling systems, and will continue to expand our influence, while making a difference in the world.

QUALITY: The components and products are developed and manufactured according to the highest industry quality standards. In the state-of-the-art production and laboratory facilities, all products are tested to 100% to ensure maximum quality.

INNOVATION: Franklin Electric's commitment to innovation means that we evaluate and incorporate new technologies into our existing products, services and processes to continuously improve value to our customers. Franklin does not search for avant-garde technologies purely for the sake of change, but instead embraces innovations and solid solutions that make a sustainable difference.

SERVICE: Franklin Electric supports its customers beyond the commissioning of the system. The industry's leading problem-solving Technical Service Hotline professionals and Expert Field Service Engineers provide real answers in real time for troubleshooting and/or product questions. We are passionate about providing industry-leading technical service, robust training programs, and unwavering support and communication.

AVAILABILITY: We are committed to delivering our products and services when and where our customer needs them.

COST: We consider cost in every decision we make. We strive to control cost for the benefit of all our stakeholders.





4"/6"/8"/10"/12" SUBMERSIBLE MOTORS

Named after Benjamin Franklin, a pioneer in electrical engineering, Franklin Electric's core is the world's first reliable submersible electric motor for water systems, which has remained a staple of the water well industry.



More than 75 years after the establishment of Franklin Electric, we continue to manufacture and distribute improved versions of this unrivaled motor design all around the world, and have expanded our expertise to create innovative solutions, including pumps, electronics, and adjacent products, addressing modern industry challenges and serving our customers' needs.

Drinking water approvals (Franklin Electric Motoren)



SandFighter® sealing system

with SiC/SiC mechanical seal and sand slinger (6-12")



StatorShield™ - Franklin encapsulation system

Franklin Electric encapsulated motors are equipped with hermetically-sealed windings. The stator resin mechanically supports the winding and provides fast heat dissipation.

Hydrodynamic liquid lubricated radial bearings

100% maintenance free operation for all Franklin Electric encapsulated and rewindable motors
Oil-filled motors are equipped with ball bearings.

Kingsbury type thrust bearing

High capacity Kingsbury type thrust bearing for 100 % maintenance free operation for all Franklin Electric encapsulated and rewindable motors.

Pressure-equalizing diaphragm

NEMA mounting design

Standard NEMA dimensions for all products 4" - 8"

Best class winding wires in rewindable motors

The rewindable motors are equipped with best class winding wires.
The windings can easily be replaced.

The Franklin motors are factory filled with Franklin's FES non-toxic water soluble fill solution.
The Coverco motors are filled with dielectric fluid (known as 'white oil'), approved by the FDA.




4" SUPER STAINLESS ENCAPSULATED MOTOR

High-quality encapsulated motor with hermetically-sealed windings



FEATURES & BENEFITS

- 4" NEMA mounting design with studs
- Cable with round plug with extended jam nut (for better handling) in the conventional proven design
- Stator with solid 304SS end ring for better corrosion resistance and robustness
- Stainless steel splined shaft
- Stator shell in 316SS
- Factory filled with Franklin's FES93 motor fill solution
- Liquid lubricated radial bearings and High capacity Kingsbury type thrust bearing for 100 % maintenance free operation
- Field replaceable lead using Franklin's exclusive Water Bloc technology
- Pressure-equalizing diaphragm
- High efficiency electrical design for low operation costs
- Drinking water approvals
- Suitable for use in water with increased salinity 

OPTIONS

- Built in lightning arrestors
- Special lead length up to 50 m
- Higher-graded materials: 316SS (only 3-wire and 3-phase motors)
- PSC Motor kits (motor, motor short lead, control box, lead splicing kit)
- Permanent magnet technology

Pollution Recovery version:

- Fluorelastomere (Viton®) rubber parts
- Special Polyuretane (PUR) lead assemblies
- 304SS (316SS Stator) graded Stainless Steel as Standard

STANDARD SPECIFICATION

- Electrical Designs: 1 - PSC / 2-wire 1- / 3-wire 1- / 3-
- Thrust load: 4 kN / 6.5 kN
- Nominal ambient temperature: 30 °C with 0.08 m/s cooling flow
- Voltage tolerance U_n : -10 % / +6 % (50 Hz), ±10 % (60 Hz)
- Protection IP68 and insulation class B
- Frequency of starts: 20 starts/ hour (with min. 3 minutes resting time), equally distributed
- Vertical and horizontal operation, shaftend heightend
- Rotation counter clock wise facing shaft end (1 phase motors CW upon request; 3 phase motors rotation reversible)
- All motors with factory installed leads (1.50 m / 2.50 m)

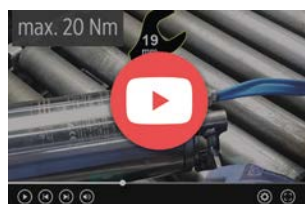


Heat Pump motor version (3 phase version only):

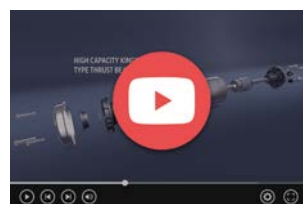
Many modern heating systems extract heat that is stored in aquifer / river water. Such so-called two-pit or open systems require low-power, high efficiency 3-phase submersible motors. To meet the demands of this niche market, Franklin Electric has developed a special 4" encapsulated submersible motor range optimized for shallow settings and low power consumption available from 0.25 kW to 1.1 kW.




overview 4" encapsulated motors



lead installation of 4" encapsulated motors



High Efficiency System with 4" permanent magnet motor



permanent magnet technology



4" SUPER STAINLESS ENCAPSULATED MOTOR

4" ENCAPSULATED MOTOR - 1 PHASE, PSC MOTOR

- Ratings: 0.25 - 2.2 kW; Thrust load 4 kN
- Single phase motor for operation with external run capacitor
- Electrically optimized to offer reliable pump starting over a wide range of incoming voltages.
- Max. storage temperature -15°C - + 50°C
- Optimized performance and protection with Franklin SubStart/ SubTronic control boxes
- Protection requirements: EN 60947-4-1

4" ENCAPSULATED MOTOR - 1 PHASE, 2-WIRE

- Ratings: 0.37 - 1.1 kW; Thrust load 4 kN
- Integrated start components for the operation without external controls or capacitors, minimal installation work
- Reverse impact torque for loosening sand-locked pumps
- Factory-equipped with automatic reset overload and surge protectors, no start-up device required
- Max. storage temperature -15°C - + 50°C
- Integrated lightning arrester (max. 230 V) and overload
- Electrically optimized to offer reliable pump starting over a wide range of incoming voltages
- Protection requirements: EN 60947-4-1

4" ENCAPSULATED MOTOR - 1 PHASE, 3-WIRE

- Ratings: 0.25 - 2.2 kW; Thrust load 4 kN
High Thrust version: 2.2 - 3.7 kW, Thrust Load: 6.5 kN
- Single phase motor with highest achievable starting torque for operation with external start & run capacitor
- Ideally suited for applications where starting torque is paramount and 3 phase motors can not be used.
- Max. storage temperature -15°C - + 50°C
- Ideally combined to the Franklin Electric 3-wire control boxes for maximum system performance, protection and warranty.
- Protection requirements: EN 61947-4-1
- Optionally: motor complete in 316SS with SiC seal

4" ENCAPSULATED MOTOR - 3 PHASE

- Ratings: 0.37 - 3.0 kW; Thrust load 4 kN
- Three phase motor with highest efficiency and maximum product life under various load conditions
- Optimized performance and protection with Franklin SubStart 3P / SubTronic 3P control boxes
- Protection requirements: EN 60947-4-1
- Optional: motor complete in 316SS with SiC seal, Special voltages
- Max. storage temperature -15°C - + 50°C

Solar Version:

- Optimized design for use with solar panels
- Ratings: 0.75 - 1.1 kW
- Optimized performance with Franklin Drive-Tech MINI

Heat pump motor

- Optimised design for operation in heating systems that extract heat from groundwater and river water (deep heat wells or open systems)
- Power: 160 - 1100 Watt

4" ENCAPSULATED MOTOR - 3 PHASE, HIGH THRUST

- Ratings: 2.2 - 9.3 kW, Thrust load: 6.5 kN
- Three phase motor with highest efficiency and maximum product life under various load conditions
- Optimized performance and protection with Franklin SubStart 3P / SubTronic 3P control boxes
- Optionally: motor complete in 316SS with SiC seal, Special voltages
- Max. storage temperature -15 °C - + 50 °C
- Protection requirements: EN 60947-4-1
- Pressure-equalizing diaphragm, spring pre-loaded

4" SUPER STAINLESS ENCAPSULATED MOTOR

4" ENCAPSULATED PERMANENT MAGNET MOTOR

- High-efficiency motor for unmatched efficiency / energy savings
- NEMA mounting design
- Stainless steel splined shaft
- StatorShield™ - Franklin encapsulation system
- Factory filled with Franklin's FES93 motor fill solution
- Max. storage temperature 0°C - + 50°C
- Liquid lubricated radial bearings and High capacity Kingsbury type thrust bearing for 100 % maintenance free operation
- Field replaceable lead using Franklin's exclusive Water Bloc technology
- Pressure-equalizing diaphragm
- Protection IP68 and insulation class B
- Frequency of starts: 20 starts/ hour (with min. 3 minutes resting time), equally distributed
- All motors with factory installed leads 1.50 / 2.50 m
- Vertical and horizontal operation, shaftend heightend



- Ratings:
0.55 - 3.0 kW; Thrust load 4 kN
3.0 - 7.5 kW; Thrust load 6.5 kN
- Voltage: 220/380 V (100/120 Hz)
- Voltage tolerance U_N ; $\pm 10\%$
- Nominal ambient temperature:
30 °C with 0.08 m/s cooling flow



OPTIONS



- High Efficiency System Package
 - Synchronous 4" NEMA motor
 - Submersible pump
 - Variable Frequency Drive
 - Matching output filter




permanent magnet technology



Explainer video
High Efficiency System



Energy savings with
High Efficiency System



High Efficiency System
with 4" permanent magnet motor

4" REWINDABLE OIL-FILLED MOTOR

Rewindable oil-filled submersible motors



4" NBS4 REWINDABLE OIL-FILLED MOTOR

FEATURES & BENEFITS

- 4" NEMA mounting design
- Stainless steel splined shaft
- Motors are pre-filled with a dielectric fluid (known as „white oil“), approved by the FDA and other international pharmacological institutes
- The motors can be powered with single-phase and three-phase power supply.
- Cable material compliant with drinking water standards
- Reliable operation in wells with diameters of ≥ 4 " for water up to 30 °C
- Axial and radial oil lubricated bearings allow maintenance-free operation.
- Pressure compensation inside the motor is ensured by a special membrane
- Sand protection / Mechanical seal allow optimal operation even in the presence of sand in the well
- Excellent efficiency and low operating costs
- Suitable for VFD operation (230 V, without filter)

OPTIONS



- Special Voltages
- Silicon carbide mechanical seal

STANDARD SPECIFICATION

- Motor ratings: Single-phase: 0.37 - 4.0 kW, Three-phase: 0.37 - 7.5 kW
- Standard rated voltage:
Single-phase: 210-220-230 V (50 Hz),
Three-phase: 380-415 V (50 Hz); 460 V (60 Hz)
- Nominal ambient temperature:
30 °C with 0.08 m/s cooling flow
- Voltage tolerance U_N : -10% / +6%
- Protection IP68, Insulation class F
- Motor protection: thermal relays in compliance with EN 60947-4-1, trip class 10 or 10 A, trip time < 10 s. at $5 \times I_N$
- Frequency of starts: 30 starts/ hour
- Thrust load: 1500 N, 2500 N, 4500 N (K)
- Vertical and horizontal operation (for horizontal operation authorization by Franklin Electric Technical Department necessary)
- Cable dimensions: 4 x 1.5 mm²



4" Rewindable Oil-filled Motor



6" ENCAPSULATED MOTOR

High-quality encapsulated motor with hermetically-sealed windings



6" ENCAPSULATED STANDARD MOTOR

FEATURES & BENEFITS

- Double-flange NEMA mounting design
- Stainless steel splined shaft
- StatorShield™ - Franklin encapsulation system
- Factory filled with Franklin's FES91 motor fill solution
- Liquid lubricated radial bearings and High capacity Kingsbury type thrust bearing for 100 % maintenance free operation
- Field replaceable lead using Franklin's exclusive Water Bloc technology
- Pressure-equalizing diaphragm, spring pre-loaded
- Standard motors WW (Water well)- Stator 304SS / Castings - CI Powder coated
- SandFighter™ sealing system with SiC/SiC mechanical seal and sand slinger
- High efficiency electrical design for low operation costs
- Drinking water approvals

STANDARD SPECIFICATION

- Ratings: 4 - 45 kW
- Thrust load: 15.5 kN: 4 - 22 kW, 27.5 kN: 30 kW, 45 kN: 37 - 45 kW
- Max. storage temperature - 15 °C - +60 °C
- Nominal ambient temperature (with 0.16 m/s cooling flow): 4 - 30 kW: 30 °C, 37 - 45 kW: 50 °C
- Standard Voltage: 50 Hz: 380-415 V -10 % / +6 % UN [380-415 V = (380-10%) - (415+6 %)]; 60 Hz: 460V / ± 10 % UN
- Protection IP68, Insulation class F
- Motor protection: DIN 61947-4-1
- Frequency of starts: 20 starts/ hour (with min. 3 minutes resting time), equally distributed
- DOL / YΔ - start (pos. of cables 90 °)
- Motor lead length: 4 m
- Vertical and horizontal operation, shaftend heightend
- Rotation counter clock wise facing shaft end (Rotation reversible for 3 phase motors)
- Integrated SubMonitor™ sensor (37 and 45 kW)

OPTIONS

- Higher-graded material: 304SS, 316SS
- Special Voltages
- 45 kN High Thrust version (Standard in 37 kW and 45 kW)
- Retrofittable PT 100 temperature sensor
- Integrated SubMonitor™ sensor (Standard for 37 and 45 kW)
- Special lead lengths up to 50 m



6" ENCAPSULATED MOTOR

High-quality encapsulated motor with hermetically-sealed windings

6" 3~ ENCAPSULATED HIGH TEMP 90 °C MOTOR

Encapsulated motor for reliable operation with ambient temperatures up to 90 °C

- HighTemp 90 °C version for reliable operation with ambient temperatures up to 90 °C (with 0.16 m/s cooling flow)
- Ratings: 3.7 - 30 kW
- Liquid lubricated radial bearings and High capacity Kingsbury type thrust bearing for 100 % maintenance free operation
- SandFighter™ sealing system with SiC/SiC mechanical seal and sand slinger
- Increased thrust capacity up to 30 °C
- Factory filled with Franklin's FES92 motor fill solution
- Standard motors WW (Water well) - Stator: 304SS / Castings - CI Powder coated
- No cooling flow in larger wells necessary (12" / open reservoirs) up to 30 °C ambient temperature
- DOL / YΔ - start (pos. of cables 90 °)
- Vertical and horizontal operation, shaftend heightend
- High temperature leads
- All features of the Standard version



OPTIONS



- Special Voltages
- Higher-graded material: 316SS
- 45 kN High Thrust version (Standard in 22 kW and 30 kW)
- Retrofittable PT 100 temperature sensor
- HighTemp drop cable

6" ENCAPSULATED MOTOR

High-quality encapsulated motor with hermetically-sealed windings

6" 3~ ENCAPSULATED PERMANENT MAGNET MOTOR

Synchronous encapsulated motor for first-class efficiency

- Permanent Magnet Technology
- High-efficiency motor for unmatched efficiency / energy savings
- Investment payback of less than two years
- Ratings: 4 - 45 kW, 380 V (100 Hz)
- Voltage Tolerance U_N : $\pm 10\%$
- Nominal speed: 3000 rpm (100 Hz), 3600 rpm (120 Hz)
- Nominal ambient temperature: 30 °C (≤ 22 kW: with 0.16 m/s cooling flow, ≥ 26 kW: with 0.5 m/s cooling flow)
- Standard motors WW (Water well) - Stator: 304SS / Castings - CI Powder coated
- All features of the Standard version
- Vertical and horizontal operation, shaftend heightend

WATER WELL
WW
CI PC / 304SS

STAINLESS STEEL
304

STAINLESS STEEL
316




OPTIONS

- 45 kN High Thrust version
 - Higher-graded material: 304SS, 316SS
 - Retrofittable PT 100 temperature sensor
 - Special lead lengths up to 50 m
 - 60 Hz electrical designs
- High Efficiency System package
 - Synchronous subm. NEMA motor
 - Submersible pump
 - Variable frequency drive
 - Matching output filter

▶ 6" High Efficiency System



permanent magnet technology



Explainer video
High Efficiency System



6" REWINDABLE MOTOR

Rewindable motors with best class winding wires



6" REWINDABLE STANDARD MOTOR

FEATURES & BENEFITS

- 6" NEMA mounting design with studs
- Stainless steel splined shaft
- Factory filled with Franklin's FES93 motor fill solution
- Liquid lubricated radial bearings and High capacity Kingsbury type thrust bearing for 100 % maintenance free operation
- Pressure-equalizing diaphragm, spring pre-loaded
- SandFighter™ sealing system with SiC/SiC mechanical seal and sand slinger
- High efficiency electrical design for low operation costs
- Drinking water approvals

STANDARD SPECIFICATION

- Ratings: 4 - 37 kW
- Max. storage temperature - 15 °C - +60 °C
- Standard motor with PPC winding insulation
- Nominal ambient temperature: 50 °C
with 0.2 m/s cooling flow for 4 - 15 kW motors
with 0.5 m/s cooling flow for 18.5 - 37 kW motors
- Standard Voltage: 380 - 415 V (50 Hz), 460 V (60 Hz)
- Voltage Tolerance U_N : 50 Hz: 380-415 V -10 % / + 6 % [380-415 V = (380 - 10%) - (415 + 6 %)]; 60 Hz: 460V / ±10 %
- Protection IP68
- Motor protection: DIN 61947-4-1
- Frequency of starts: 20 starts/ hour (with min. 3 minutes resting time), equally distributed
- DOL / YΔ - start (pos. of cables 90 °)
- Motor lead length: 4 m
- Installation orientation: Vertical / horizontal (shaft end heightened) - 37 kW motors may not be installed in horizontal position)
- Rotation counter clock wise facing shaft end (rotation reversible)
- All motors with factory installed leads

OPTIONS

- Higher-graded material: 316SS, 904L
- Special Voltages
- Retrofittable PT 100 temperature sensor
- Special lead lengths up to 50 m
- Motors from 4 to 30 kW are equipped with high-quality radiation-crosslinked PE2/PA winding insulation for max. ambient temperature of 50 °C. (37 kW motors: max. 45 °C at standard cooling flows)



8"/10"/12" rewindable motors

6" RWK6 REWINDABLE SUBMERSIBLE MOTOR

Cast iron rewindable motor



RWK6 REWINDABLE SUBMERSIBLE MOTOR

FEATURES & BENEFITS

- Maintenance free water lubricated radial and axial bearings
- Rubber diaphragm and pressure valve for pressure balancing
- Removable winding covers for easy repairing and reduced maintenance costs
- Suitable for VFD operation (Min. frequency 30 Hz)

STANDARD SPECIFICATION

- Motor range: 4 – 45 kW
- NEMA mounting design
- LPE / PPC winding wire
- Frequency: 50 Hz / 60 Hz
- Vertical and horizontal operation (except 45 kW)
- Standard Voltage: 380 – 415 V (50 Hz), 460 V (60 Hz)
- Voltage tolerance U_N : $\pm 10\%$
- Nominal ambient temperature: 50 °C with 0.5 m/s cooling flow
- Frequency of starts: 10 starts/ hour
- Mechanical seal: Carbon / Ceramic
- DOL start: 4 – 45 kW
- Filled with mixture of water and glycol
- Cable length: 4 m

OPTIONS

- Silicon carbide mechanical seal
- $Y\Delta$ - start



8" ENCAPSULATED MOTOR

High-quality encapsulated motor with hermetically-sealed windings



8" ENCAPSULATED STANDARD MOTOR

FEATURES & BENEFITS

- Double-flange NEMA mounting design
- Stainless steel splined shaft
- StatorShield™ - Franklin encapsulation system
- Factory filled with Franklin's FES91 motor fill solution
- Liquid lubricated radial bearings and High capacity Kingsbury type 45 kN thrust bearing for 100 % maintenance free operation
- Field replaceable lead using Franklin's exclusive Water Bloc technology
- Pressure-equalizing diaphragm, spring pre-loaded
- Standard motors WW (Water well) - Stator: 304SS / Castings - CI Powder coated
- SandFighter™ sealing system with SiC/SiC mechanical seal and sand slinger
- High efficiency electrical design for low operation costs
- Drinking water approvals

OPTIONS

- Higher-graded material: 316SS
- Special Voltages
- Retrofittable PT 100 temperature sensor



STANDARD SPECIFICATION

- Ratings: 30 - 150 kW
- Max. storage temperature - 15 °C - +60 °C
- Nominal ambient temperature: 30 °C with 0.16 m/s cooling flow
- Standard Voltage: 50 Hz: 380-415 V -10 % / +6 % U_N [380-415 V = (380-10%) - (415 + 6 %)]; 60 Hz: 460V / ±10 % U_N
- Protection IP68, Insulation class F
- Motor protection: DIN 61947-4-1
- Frequency of starts: 10 starts/ hour (with min. 3 minutes resting time), equally distributed
- DOL / YΔ - start (pos. of cables 90 °)
- Motor lead length: 4 m
- Vertical and horizontal operation, shaftend heightend
- Rotation counter clock wise facing shaft end (rotation reversible)
- Integrated sensor for SubMonitor™



8" 3~ ENCAPSULATED HIGH TEMP 75 °C MOTOR

Encapsulated motor for reliable operation with ambient temperatures up to 75 °C

- HighTemp 75 °C version for reliable operation with ambient temperatures up to 75 °C (with 0.16 m/s cooling flow)
- Ratings: 30 - 110 kW
- Increased thrust capacity up to 30 °C
- Factory filled with Franklin's FES92 motor fill solution
- No cooling flow in larger wells necessary (12" / open reservoirs) up to 30 °C ambient temperature
- Standard motors WW (Water well) - Stator: 304SS / Castings - CI Powder coated
- High temperature leads
- All features of the Standard version
 - ▶ Standard 8" Encapsulated motor



OPTIONS

- Higher-graded material: 316SS
- Special Voltages
- Motor lead length: 8 m
- HighTemp drop cable



8" REWINDABLE MOTOR

Rewindable motors with best class winding wires



8" REWINDABLE STANDARD MOTOR

FEATURES & BENEFITS

- Double-flange NEMA mounting design
- Stainless steel splined shaft
- Factory filled with Franklin's FES93 motor fill solution
- Liquid lubricated radial bearings and High capacity Kingsbury 45 kN type thrust bearing for 100 % maintenance free operation
- Pressure-equalizing diaphragm, spring pre-loaded
- SandFighter™ sealing system with SiC/SiC mechanical seal and sand slinger
- Standard motors WW (Water well) - Stator: 304SS / Castings - CI Powder coated
- High efficiency electrical design for low operation costs
- Drinking water approvals

STANDARD SPECIFICATION

- Ratings: 30 - 93 kW
- Max. storage temperature - 15 °C - +60 °C
- Standard motor with PPC winding insulation
- Nominal ambient temperature: 50 °C with 0.2 m/s cooling flow for 30 - 52 kW motors with 0.5 m/s cooling flow for 55 - 93 kW motor
- Standard Voltage: 380 - 415 V (50 Hz), 460 V (60 Hz)
- Voltage Tolerance: 50 Hz: 380-415 V -10 % / +6 % U_N [380-415 V = (380-10%) - (415 +6 %)]; 60 Hz: 460 V / ±10 % U_N
- Protection IP68
- Motor protection: DIN 61947-4-1
- Frequency of starts: 10 starts/ hour (with min. 3 minutes resting time), equally distributed
- DOL / YΔ - start (pos. of cables 90 °)
- Motor lead length: 6 m
- Installation orientation: Vertical / horizontal (shaft end heightened) - 83/93 kW motors may not be installed in horizontal position (If required, please contact Franklin Electric.)
- Rotation counter clock wise facing shaft end (rotation reversible)
- All motors with factory installed leads

OPTIONS

- Higher-graded material: 316SS, 904L
- Special Voltages
- Retrofittable PT 100 temperature sensor
- Motors from 30 to 93 kW are equipped with high-quality radiation-crosslinked PE2/PA winding insulation for max. ambient temperature of 50 °C.
- Special lead lengths



8"/10"/12" Rewindable motors

8" REWINDABLE PM MOTOR

Synchronous rewindable motor for first-class efficiency



8" REWINDABLE PERMANENT MAGNET MOTOR

FEATURES & BENEFITS

- High-efficiency motor for unmatched efficiency / energy savings
- Double-flange NEMA mounting design
- SandFighter™ sealing system with SiC/SiC mechanical seal and sand slinger
- Factory filled with Franklin's FES93 motor fill solution
- Standard motors WW (Water well) - Stator: 304SS / Castings - CI Powder coated
- Drinking water approvals
- Stainless steel splined shaft
- Liquid lubricated radial bearings and High capacity Kingsbury 45 kN type thrust bearing for 100 % maintenance free operation
- Pressure-equalizing diaphragm, spring pre-loaded

STANDARD SPECIFICATION

- Ratings: 75 / 100 / 130 kW (100 Hz - 3000 rpm, 120 Hz - 3600 rpm)
- Max. storage temperature - 15 °C - +60 °C
- Standard motor with high-quality radiation-crosslinked PE2/PA winding insulation
- Nominal ambient temperature: 30 °C with 0.5 m/s cooling flow
- System Supply Voltage: 400 V (100 Hz) / 460 V (120 Hz)
- Voltage Tolerance U_N : ±10 %
- Protection IP68
- Motor protection: DIN 61947-4-1
- Frequency of starts: 10 starts/ hour (with min. 3 minutes resting time), equally distributed
- DOL start
- Motor lead length: 6 m
- Motors installation orientation: Vertical / horizontal (shaft end heightened)
- Rotation counter clock wise facing shaft end (rotation reversible)

OPTIONS

- Higher-graded material: 316SS, 904L
- Special Voltages
- Retrofittable PT 100 temperature sensor
- Special lead lengths



permanent magnet technology



Energy savings with High Efficiency System



Explainer video High Efficiency System



10" REWINDABLE MOTOR

Rewindable motors with best class winding wires



10" REWINDABLE STANDARD MOTOR

FEATURES & BENEFITS

- Double-flange NEMA mounting design
- Factory filled with Franklin's FES93 motor fill solution
- Liquid lubricated radial bearings and High capacity Kingsbury 60 kN type thrust bearing for 100 % maintenance free operation
- Pressure-equalizing diaphragm, spring pre-loaded
- Stainless Steel keyed shaft
- SandFighter™ sealing system with SiC/SiC mechanical seal and sand slinger
- Standard motors WW (Water well) - Stator: 304SS / Castings - CI Powder coated
- High efficiency electrical design for low operation costs
- Drinking water approvals

OPTIONS

- Higher-graded material: 316SS, 904L
- Special Voltages
- Retrofitable PT 100 temperature sensor
- Motors from 85 to 185 kW are equipped with high-quality radiation-crosslinked PE2/PA winding insulation for max. ambient temperature of 45 °C.
- Special lead lengths

STANDARD SPECIFICATION

- Ratings: 85 - 185 kW
- Max. storage temperature - 15 °C - +60 °C
- Standard motor with PPC winding insulation
- Nominal ambient temperature: 45 °C with 0.5 m/s cooling flow
- Standard Voltage: 380 - 415 V (50 Hz), 460 V (60 Hz)
- Voltage Tolerance: 50 Hz: 380-415 V -10 % / +6 % U_N [380-415 V = (380-10%) - (415 +6 %)]; 60 Hz: 460 V / $\pm 10\% U_N$
- Protection IP68
- Motor protection: DIN 61947-4-1
- Frequency of starts: 10 starts/ hour (with min. 3 minutes resting time), equally distributed
- DOL / YΔ - start (pos. of cables 90 °)
- Motor lead length: 6 m
- Motors installation orientation: Vertical / horizontal (shaft end heightened)
- Rotation counter clock wise facing shaft end (rotation reversible)
- All motors with factory installed leads



8"/10"/12" Rewindable motors



10" REWINDABLE PERMANENT MAGNET MOTOR

Synchronous rewindable motor for first-class efficiency



10" REWINDABLE PERMANENT MAGNET MOTOR

FEATURES & BENEFITS

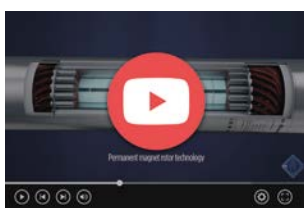
- High-efficiency motor for unmatched efficiency / energy savings
- Double-flange NEMA mounting design
- Factory filled with Franklin's FES93 motor fill solution
- Liquid lubricated radial bearings and High capacity Kingsbury 60 kN type thrust bearing for 100 % maintenance free operation
- Pressure-equalizing diaphragm, spring pre-loaded
- Stainless Steel keyed shaft
- SandFighter™ sealing system with SiC/SiC mechanical seal and sand slinger
- Standard motors WW (Water well) - Stator: 304SS / Castings - CI Powder coated
- Drinking water approvals

OPTIONS

- Higher-graded material: 316SS, 904L
- Special Voltages
- Retrofittable PT 100 temperature sensor
- Special lead lengths

STANDARD SPECIFICATION

- Motor range: 110 - 250 kW (100 Hz - 3000 rpm), 230 - 290 kW (120 Hz - 3600 rpm)
- Max. storage temperature - 15 °C - +60 °C
- Standard motor with high-quality radiation-crosslinked PE2/PA winding insulation
- Nominal ambient temperature: 30 °C with 0.5 m/s cooling flow
- System Supply Voltage: 400 V (100 Hz) / 460 V (120 Hz)
- Voltage Tolerance U_N : ±10 %
- Protection IP68
- Motor protection: DIN 61947-4-1
- Frequency of starts: 10 starts/ hour (with min. 3 minutes resting time), equally distributed
- DOL start
- Motor lead length: 6 m
- Motors installation orientation: Vertical / horizontal (shaft end heightened), 250 kW motors must not be operated horizontally (if necessary, please contact Franklin Electric).
- Rotation counter clock wise facing shaft end (rotation reversible)
- All motors with factory installed leads



permanent magnet technology



Energy savings with High Efficiency System



Explainer video High Efficiency System



12" REWINDABLE MOTOR

Rewindable motors with best class winding wires



12" REWINDABLE STANDARD MOTOR

FEATURES & BENEFITS

- Double-flange NEMA mounting design
- Factory filled with Franklin's FES93 motor fill solution
- Liquid lubricated radial bearings and High capacity Kingsbury type thrust bearing for 100 % maintenance free operation
- Pressure-equalizing diaphragm
- Stainless Steel keyed shaft
- SandFighter™ sealing system with SiC/SiC mechanical seal and sand slinger
- Standard motors WW (Water well) - Stator: 304SS / Castings - CI Powder coated
- High efficiency electrical design for low operation costs
- Drinking water approvals

STANDARD SPECIFICATION

- Ratings: 185 - 400 kW
- Max. storage temperature - 15 °C - +60 °C
- Nominal ambient temperature: 30 °C with 0.5 m/s cooling flow
- Standard Voltage: 380 - 415 V (50 Hz), 460 V (60 Hz), 500 V (50 Hz), 1000 V (50 Hz)
- Voltage Tolerance: 50 Hz: 380-415 V -10 % / +6 % UN [380-415 V = (380-10%) - (415 +6 %)]; 60 Hz: 460 V / ±10 % UN
- Protection IP68
- Motor protection: DIN 61947-4-1
- Frequency of starts: 5 starts/ hour (with min. 3 minutes resting time), equally distributed
- DOL / YΔ - start (pos. of cables 90 °)
- Motor lead length: 6 m
- Motors installation orientation: Vertical / horizontal (shaft end heightened)
- Rotation counter clock wise facing shaft end (rotation reversible)
- All motors with factory installed leads

OPTIONS

- Higher-graded material: 316SS
- Special Voltages
- Retrofittable PT 100 temperature sensor
- 80 kN Thrust load version
- Special lead lengths



8"/10"/12" Rewindable motors





SUBMERSIBLE BOREHOLE PUMPS

Franklin Electric offers a wide array of submersible pumps with flows up to 478 m³/h and heads up to 700 m. They perfectly match motors with power ratings up to 350 kW. The submersible pumps feature proven components, withstand the harshest environments and provide superior performance for numerous applications.

All pumps and parts are manufactured to precision tolerances. Every single component is inspected and tested prior to assembly. To assure the very best quality, all pumps are tested again according to the highest industry standards.



Built-in check valve

to protect the pump against water hammer risk (VSI spring pre-loaded)

High-quality stamped parts

Stainless-steel built-in check valve

to protect the pump against water hammer risk

Floating impellers

for better performance and longer service life
Abrasion protection

Impellers / Bearing housing

POM (VS 1-2-3-4-6-8)
Polycarbonate (VS 10-15)



Aluminium oxide guide journal sleeve

Drinking water approvals



(VS 6"-8" series: ACS, ICIM)
(VSI: ACS)

Stainless Steel impellers and diffusers

for high corrosion and abrasion resistance

VS6-8/SSI6: Fabricated
VSI: Investment Cast

Neck ring

VS 6-8: PPS or PTFE,
VSI 8-10-12: EPDM,
SSI6: NBR



Municipal water works, Wastewater



Fountains



Water Distribution, Pressure Boosting



Irrigation, Sprinklers, Water treatment



Filtration and reverse osmosis



Industrial cooling and processing



Residential and farm wells and drainage



Mining industry, Drainage and dewatering



Fire-fighting equipment



Water supply to and from tanks, reservoir and wells



Lifting and distribution of a wide range of liquids



Autoclave and cistern charge and discharge



Turf and landscape Greenhouses and nurseries



Food industry General industry



SUBMERSIBLE BOREHOLE PUMPS

VS4 SUBMERSIBLE BOREHOLE PUMPS

FEATURES & BENEFITS

- Compact and reliable
- Designed to operate efficiently with Franklin Electric submersible motors / NEMA Standard motor adapter
- The hydraulic design enhances overall efficiency thus reducing energy consumption and making the pumping systems more cost effective
- Screw-mounted coupling
- Flow: up to 24 m³/h (50 Hz)
- Max. head: 350 m
- Suitable for chemically and mechanically non aggressive liquids
- Operation in horizontal or vertical position

OPTIONS

- Cooling shroud



Stainless-steel built-in check valve

to protect the pump against water hammer risk

Floating impellers

for better performance and longer service life
Abrasion protection

Impellers / Bearing housing

POM (VS 1-2-3-4-6-8)

Polycarbonate (VS 10-15)

VS6 SUBMERSIBLE PUMP

FEATURES & BENEFITS

- Compact, reliable and suited to operate in horizontal position
- Designed to operate efficiently with Franklin Electric submersible motors / NEMA Standard motor adapter
- Hydraulic design enhances overall efficiency thus reducing energy consumption and making the pumping systems more cost effective
- Built-in check valve to protect the pump against water hammer risk
- Stainless Steel impellers and diffusers for corrosion resistance
- Heavy duty Stainless Steel structure for improved stiffness / permanent alignment of components (increased run time / trouble-free operation).
- Reinforced version with double welded rings for high pressure versions and for mix-flow models longer than 3 meters.
- Floating neck ring in PPS for higher resistance at temperature variations (models 14-19)
- Bushings is Aluminum Oxidde for higher mechanical performance
- Bearings in EPDM, with drinking water certification approvals



STANDARD SPECIFICATION

- Models: VS 14-19-25-30-46-65
- Flow: up to 80 m³/h (50 Hz) / 100 m³/h (60 Hz)
- Head: up to 700 m (50 Hz / 60 Hz)
- Water temperature range: Min. -5° C, Max. +90 °C (+60 °C for pumps with NBR parts)
- Maximum allowable amount of sand: 100 g/m³
- Vertical or horizontal operation

OPTIONS

- Higher-graded material: 316SS, 904L
- Double cable guard
- Discharge heads: Rp2"/Rp3" VS 14/19/25, Rp4" VS 30/46-65
- Motor adapter: 6x4 and 6x8 for I and N versions
- Cooling shroud



SUBMERSIBLE BOREHOLE PUMPS

VS8 SUBMERSIBLE PUMP

FEATURES & BENEFITS

- Designed to operate efficiently with Franklin Electric submersible motors / NEMA Standard motor adapter
- Built-in check valve and over size pump shaft
- Stainless Steel components for durability and robustness, assuring longevity and trouble-free operation
- Stainless Steel impellers and diffusers for corrosion resistance
- Thick solid Stainless Steel shell to maintain alignment
- Heavy duty cast suction and discharge brackets
- Motor adapter and discharge head may be removed without disturbing the impeller / diffuser stack
- Many design technical features make this pump range very compact and extremely reliable to ensure applications in the most complex and severe conditions.
- Easy maintenance without the need of special tools
- Bushings is Aluminum Oxide for higher mechanical performance
- Bearings in EPDM, with drinking water certification approvals



VS Submersible pump



STANDARD SPECIFICATION

- Models: VS 78-97
- Flow: up to 120 m³/h (50 Hz), up to 160 m³/h (60 Hz)
- Head: up to 500 m (50 Hz), 524 m (60 Hz)
- Water temperature range: Min. -5° C, Max. +60 °C
- Maximum allowable amount of sand: 100 g/m³
- Vertical or horizontal operation

OPTIONS

- Higher-graded material: 316SS, 904L
- Double cable guard
- Discharge head adapter: Rp4" or Rp6" for I and N version
- Cooling shroud



SSI6 SUBMERSIBLE PUMP

FEATURES & BENEFITS

- Pump manufactured entirely in stainless steel
- Built-in check valve to protect the pump against water hammer risk
- High quality die cut for the most demanding applications
- Mixed flow impellers
- NEMA mounting design



STANDARD SPECIFICATION

- Flow: 6 - 84 m³/h (50 Hz)
- Hydraulic connection (dimensions): 9 - 15: Rp 2" 1/2 (NPT optional), 26 - 42: Rp 3" (NPT optional), 65: Rp 4" (NPT optional)
- Rotation counter clock wise
- Maximum allowable amount of sand: 50 g/m³
- Max. solid size: 2 mm
- Motor range: 0.55 - 55 kW



SUBMERSIBLE BOREHOLE PUMPS

VSI 8"/10"/12" SUBMERSIBLE PUMP



FEATURES & BENEFITS

- SS Cast Submersible Pumps 8"-10"-12"
- High efficiency and corrosion resistance
- Hydraulic efficiency [%]: 85%
- Diffusers and impellers made of investment casting stainless steel
- Balanced impellers
- Spring loaded, robust design check valve with two bearing bushings and one-piece valve cone
- Vesconite Hilube® top bearing bush (closed on top)
- PTFE+Graphite up-thrust bearing
- Shrink fit coupling
- Drinking water approvals

STANDARD SPECIFICATION

- Range [m³/h]:
8": VSI74: 40 - 100, VSI104: 60-150, VSI134: 75-175
10": VSI184: 100-250, VSI254: 170-350
12": VSI344: 200 - 478, VSI454: 340 - 650
- Flow: 8": up to 133 m³/h (50 Hz);
10": up to 260 m³/h (50 Hz);
12" up to 650 m³/h (50 Hz)
- Head: 8": up to 427 m, 10": up to 640 m,
12": up to 393 m
- Maximum liquid temperature: 65 °C
- Maximum allowable amount of sand: 100 g/m³
- Hydraulic connection (dimensions):
VSI134: Rp or NPT 5", PN45
VSI184: Rp or NPT 6" / Flanged D170
without counterflange, PN65
VSI254: Rp or NPT 6" / Flanged D170
without counterflange, PN60
VSI344/454: Flanged D220 with counterflange, PN45

OPTIONS

- Different constructive metallurgies:
CF8/304 (I version), CF8M/316 (N version),
DUPLEX (R version)
- Different impeller diameters
- SD version with second cable guard
- Cooling shroud




VSI Submersible pump



VSI Submersible pump





CLOSE-COUPLED 5" PUMPS

5" Stainless steel close-coupled submersible and multistage pumps



FEATURES & BENEFITS

- Stainless steel impellers and diffusers for corrosion resistance
- Heavy duty over size motor shaft
- Stainless Steel water proof capsule for motor protection
- Motor cooling is guaranteed by the pumped liquid
- Double mechanical seal separated by an oil chamber for maximum motor protection
- Plug-in type power cable and level control (floater) for easy replacement

STANDARD SPECIFICATION

- Models: ES 3-5 / VN 3-5-9 / VL 3-5-9
- Single phase or three phase asynchronous motor
- Asynchronous technology
- Protection IP68, Insulation class: F
- Standard voltage:
Single-phase: 50 Hz: 220 - 240 V ± 5 %, 60 Hz: 220 - 230 V ± 5 %
(Thermal protection built into the motor up to 1.1 kW and provided into the starter panel from 1.5 kW and above)
- Three-phase: 50 Hz: 220 - 240 V ± 5 % and 380 - 415 V ± 5 %, 60 Hz: 220 - 230 V ± 5 % or 380 - 400V ± 5 %
(Thermal protection to be provided into the starter panel by the installer)
- Frequency of starts: max. 60 starts/ hour (with min. 1 minutes resting time)

Drinking water approvals (VN series)



20 m cable

with open cable end

Built-in capacitor

Stainless Steel impellers and diffuser

for durability, superior efficiency and highest performances

Threaded delivery port

Compact close-coupled design

robust and corrosion resistant

Threaded suction port



5 inch pumps



Water Distribution
Pressure Boosting



Rainwater Recovery



Irrigation, Gardening,
Sprinklers



Wash down unit



Slightly corrosive
liquids



Water supply to and from
tanks, reservoir and wells



CLOSE-COUPLED 5" PUMPS

ES SUBMERSIBLE PUMP

- Flow: up to 7.5 m³/h (50 Hz) / 9 m³/h (60 Hz)
- Head: up to 88 m (50 Hz) / 80.5 m (60 Hz)
- Discharge outlet: 1 ¼" Rp
- Maximum working pressure: 10 Bar
- Maximum immersion depth: 17 m
- Maximum allowable amount of sand: 50 g/m³
- Maximum solids size: up to 2 mm
- Liquid temperature range: -5 °C to + 40 °C
- Continuous operation either in vertical or horizontal position
- All single-phase models with integrated capacitor

- 20 m power cable type H07RN8-F is Standard
- Single-phase version available without float switch



VN SUBMERSIBLE PUMP

- Flow: up to 14 m³/h (50 Hz) / 16 m³/h (60 Hz)
- Head: up to 104 m (50 Hz) / 115 m (60 Hz)
- Discharge outlet: 1 ¼" Rp
- Maximum working pressure: 12 Bar
- Maximum immersion depth: 17 m
- Maximum allowable amount of sand: 50 g/m³
- Maximum solids size: up to 2 mm
- Liquid temperature range: -5 °C to + 40 °C
- CB control box with integrated capacitor for single-phase version, available as option
- Continuous operation either in vertical or horizontal position

- 20 m power cable type 07VB-F is Standard
- Single-phase version available without float switch
- SiC/SiC mechanical seal



VL MULTISTAGE PUMP

- Flow: up to 14 m³/h (50 Hz) / 16 m³/h (60 Hz)
- Head: up to 104 m (50 Hz) / 115 m (60 Hz)
- Discharge outlet: 1 ¼" Rp; Inlet: 1" ½
- Maximum working pressure: 15 Bar
- Maximum allowable amount of sand: 50 g/m³
- Liquid temperature range: -5 °C to + 40 °C
- Continuous operation either in vertical or horizontal position

- 2 m power cable type H07RN8-F is Standard





4"/6"/8"/10" HIGH EFFICIENCY BOREHOLE SYSTEMS

Empower efficiency - Elevate savings

- Synchronous submersible motor
- Variable frequency drive
- Matching output filter (> 230 V)
- Submersible pump



FEATURES & BENEFITS

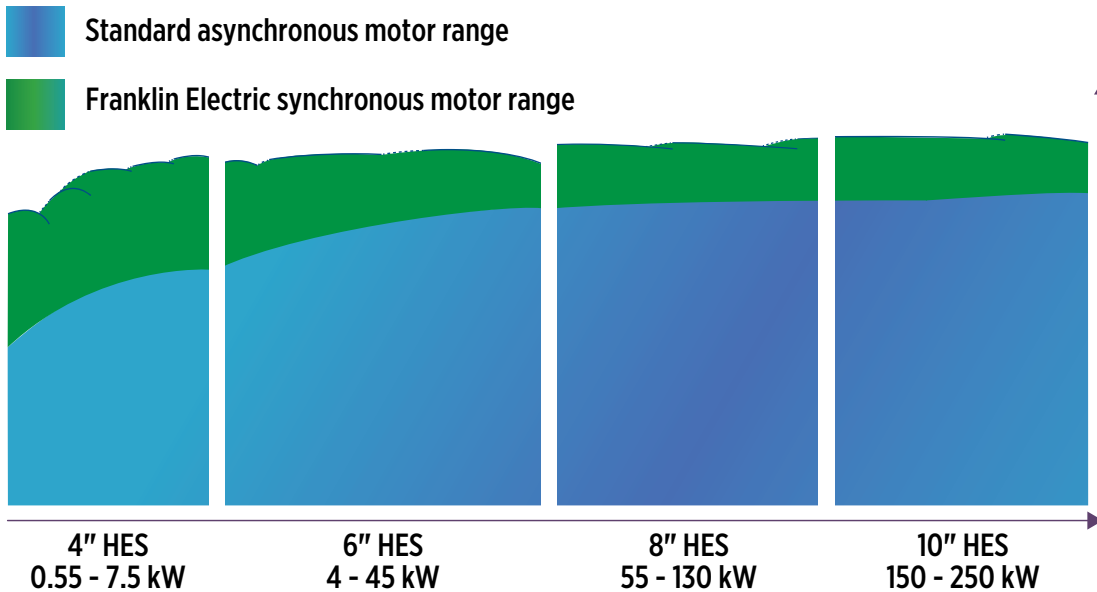
- High-efficiency motor for unmatched efficiency / energy savings
- Due to the high motor efficiency, amps are significantly reduced, which might lead to smaller drop lead cross size and thus cost saving
- One-stop shop and perfectly matching components guarantee first-class performance/efficiency
- Power factor corrected input (No power compensation needed)
- Significant lower motor heat rise (Increased lifetime)
- Easy system set-up due tailored pre-settings, user interface and own Franklin Electric software / App
- Incorporated Soft start and protection features (increased lifetime, no additional investment)
- Speed control (Optimum aggregate operation - pump matches system any time)

MOTOR RANGE:

- 4" HES: 0.55 - 7.5 kW
1.1 / 2.2 / 3.0 / 4.0 / 5.5 / 7.5 kW (100 Hz - 3000 rpm)
1.2 / 2.5 / 3.4 / 4.6 / 8.6 kW (120 Hz - 3600 rpm)
- 6" HES: 4 - 45 kW
4.0 - 11.0 / 13.0 - 22.0 / 26.0 - 45.0 kW (100 Hz - 3000 rpm)
4.6 - 12.7 / 15.0 - 25.0 / 30.0 - 51.7 kW (120 Hz - 3600 rpm)
- 8" HES: 45 - 130 kW
75 / 100 / 130 kW (100 Hz - 3000 rpm)
86.3 / 115 / 150 kW (120 Hz - 3600 rpm)
- 10" HES: 150 - 250 kW
190 - 250 kW (100 Hz - 3000 rpm)
230 - 290 kW (120 Hz - 3600 rpm)



4"/6"/8"/10" HIGH EFFICIENCY BOREHOLE SYSTEMS



- ✓ No electrical rotor losses with permanent magnet motors
- ✓ Synchronous speed (no slip)
- ✓ Unmatched efficiency
- ✓ Excellent partial load behaviour (Reduced stock levels)
- ✓ Reduced motor current / cable cross-section
- ✓ Less temperature heat rise

EASY INSTALLATION & SUPPORT


- Operation with grid or solar supply
- Easy and fast commissioning due to initial configuration wizard
- Remote control and real-time monitoring via Mobile App
- Remote assistance / Trouble shooting from the Franklin Electric support team



permanent magnet technology



Energy savings with High Efficiency System




Explainer video High Efficiency System



4"/6"/8"/10" HIGH EFFICIENCY SOLAR SYSTEMS

- ✓ One-stop shop and perfectly matching components guarantee first-class performance/efficiency
- ✓ Direct DC feeding, AC power source compatible
- ✓ Suitable for the use in remote areas and harsh environments
- ✓ Robust Electronics enclosure designs
- ✓ The special MPPT algorithm for borehole applications maximizes the system performance.
- ✓ 4" Solar Voltage Boost (up to 2.2 kW)
 - ▶ Sizing in power rather than voltage
 - ▶ Less panels, more water respectively
 - ▶ Saving of investments and installation work



VERTICAL MULTISTAGE CENTRIFUGAL PUMPS

Stainless Steel Multistage pumps for high efficiency and superior performance

Franklin Electric Vertical multistage pumps are the silent partner of your daily life. Available in different metallurgies (Cast Iron, 304 SS, 316 SS), head and flow, offer the right solution for any pressure boosting application.



Commercial motors

with interchangeable motor brackets

Stainless Steel impeller and diffuser

for corrosion resistance and increase of efficiency

Silicon carbide intermediate bearing

to stabilize the hydraulics with a large number of stages (EM/EVR)

No up-thrust bearing

EVR/EM: for models up to 4 kW
NCV: whole range



Cartridge mechanical seal (EVR)

without dismounting the pump (for models > 4 kW no motor dismantling necessary)

Mechanical seal material

EVR:
Graphite/Silicon carbide/EPDM
EM/NCV:
Carbon/ceramic/EPDM

Replaceable floating neck ring

for cost effective maintenance and long-lasting performance

Easy installation in-line ports

Round flange, Oval flange, Victaulic connection


Drinking water approvals



WATER REGULATIONS ADVISORY SCHEME



(ACS/ICIM for EVR series only)



Easy installation parallel ports

Stainless steel counterflanges included

Noryl Impellers and diffusers



Water Distribution
Pressure Boosting
Drinking water



Irrigation
Water treatment plants
Gardening, Sprinklers



Wash down unit
Boiler Feed



Domestic, industrial and
agricultural systems



Circulation of hot and
cold water for heating,
cooling, conditioning systems



VERTICAL MULTISTAGE PUMPS

EVR SERIES - VERTICAL MULTISTAGE PUMPS

High performance Pressure-boosting for flows up to 115 m³/h (50 Hz), 140 m³/h (60 Hz)



FEATURES & BENEFITS

- Compact and solid structure
- All wetted parts in Stainless-steel
- Silicon carbide shaft bearing and guide bushing
- WRAS approved. PPS (EVR 1-3-6-10-15-20), PTFE (EVR 30-45-65-95)
- Easily replaceable mechanical seal, no need to disassemble the pump (For models higher than 4 kW, the motor does not need to be removed)
- Reduced service and maintenance time
- Impeller with replaceable Stainless steel wear ring in neck (for EVR 30-45-65-95)
- Intermediate Silicon carbide bearing for stabilisation of pump shaft for models with a high number of stages
- Stainless-steel impeller and diffusers for corrosion resistance
- Cartridge mechanical seal (EN 12756 ex DIN 24960) WRAS approved
- Balanced version meachanical seal as standard for EVR 30-45-65- 95

PUMP SPECIFICATION

- Models: EVR 1-3-6-10-15-20-30-45-65-95
- Flow: up to 115 m³/h (50 Hz) / 140 m³/h (60 Hz)
- Head: up to 326 m (50 Hz) / 282 m (60 Hz)
- Discharge and suction port: Oval, round flanges and Victaulic connections
- Liquid temperature range: from -15 °C to +120 °C
- Maximum working pressure: PN32
- Direction of rotation: clockwise looking at the pump from the top down
- Mechanical seal (standard) = Graphite/Silicon carbide/EPDM (EN 12756 ex DIN 24960) WRAS and ACS approved
- Mechanical seal (balanced) = Graphite/Silicon carbide/EPDM WRAS and ACS approved (EVR 30-45-65-95)

MOTOR SPECIFICATION

- Motor power: 0.37 - 45 kW (50/60 Hz)
- Motor efficiency: single phase up to 2.2 kW: IE2, three-phase: IE3
- Motor size: B14 ≤ 4 kW, B5 ≥ 5.5 kW
- Protection: IP55, Insulation class: F
- Max ambient temperature: 40 °C
- Standard voltage:
230/400 V ≤ 3 kW
400/690 V ≥ 4 kW
- PTC sensor 155 °C: standard from 11 kW (on request from 0.75 to 7.5 kW)

OPTIONS

- Special Voltages
- Passivated version
- Balanced mechanical seal EN 12756 for EVR 1-3-6-10-15-20
- Special versions: Oversized motor, High pressure, Overlapping flanges, pumps equipped with drives
- Horizontal installation
- Special materials for the mechanical seal, gaskets and elastomers



EV Vertical Multistage Pumps



EV Vertical Multistage Pumps in our daily life



EVR Series - Vertical Multistage pumps



VERTICAL MULTISTAGE PUMPS

EM SERIES - VERTICAL CLOSE-COUPLED MULTISTAGE PUMPS



Vertical multistage pumps for pressure boosting

FEATURES & BENEFITS

- Pumping of clear non-loaded fluids
- Compact close-coupled design, robust and corrosion resistant
- Excellent efficiency and performance
- Floating neck ring in PPS
- Heavy duty oversize motor shaft
- Impellers and diffusers in Stainless Steel for Maximum durability
- Easy maintenance
- Strong and leak-proof motor ball bearing fitted in the motor

PUMP SPECIFICATION

- Models: EM 3-5-9
- Flow: up to 14 m³/h (50 Hz) / 17 m³/h (60 Hz)
- Head: up to 104 m (50 and 60 Hz)
- Discharge and suction port: Threaded or oval connections
- Max. working pressure: 12 Bar
- Max ambient temperature: 40 °C
- Liquid temperature range:
Min. - 15 °C; Max.: + 90 °C for domestic use (uses covered by CEI EN Standard 60335-2-41), + 110 °C only for industrial use (uses other than those covered by CEI EN Standard 60335-2-41)
- Mechanical seal Type E0 = Carbon / Ceramic / EPDM

MOTOR SPECIFICATION

- Three-phase motors efficiency class IE3
- Asynchronous, TEFC (Totally enclosed, fan-cooled)
- 2 pole
- Protection: IP55, Insulation class F

OPTIONS

- R: 3 threaded ports
- T: Inline oval
- WRAS (on request)



VERSION R



VERSION T

VERTICAL MULTISTAGE PUMPS

NCV SERIES - VERTICAL CLOSE-COUPLED MULTISTAGE PUMPS

Reliability, efficiency, and versatility for all civil and private water needs.



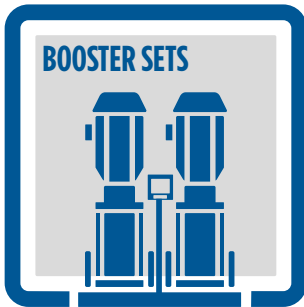
FEATURES & BENEFITS

- High-quality, efficient vertical multistage centrifugal pumps
- Compact design / according to ISO 9906
- High hydraulic performance / Reduced energy consumption
- Standardized connection with coupling between pump and motor
- Multiple mounting design for quick maintenance, including threaded counter flanges
- Noryl Impellers and diffusers
- Easy installation parallel ports (Stainless steel counterflanges included)

PUMP SPECIFICATION

- Models: 4NCV, 7NCV, 10NCV, 15NCV
- Flow: up to 18 m³/h
- Head: up to 180 m
- Motor power: from 0.75 kW to 7.5 kW
- Max. working pressure: PN25
- Liquid temperature range: 0°C / +40°C
- Three-phase asynchronous motors
- Insulation class: F
- Protection: IP55
- Max. ambient temperature: 40°C
- Mechanical seal: Carbon/ceramic/EPDM





BOOSTING SYSTEMS

High performance Pressure-boosting and high-level constant pressure with energy savings



Superior efficiency



Compact design

304 Stainless steel manifolds,
Stainless steel valves
Predisposition for anti-legion device

Series of pumps connected in parallel

through manifolds, shut-off valves,
check valves and fixed on a skid



Control panel and pressure switch

All pumps can be set and controlled by a control panel and pressure switch (fixed speed) or by inverter (variable speed).

High-quality design

All booster set are assembled in the factory, hydraulically and electrically tested.

Suitable for various applications



Domestic water supply
Industrial plants



Water Distribution
Pressure Boosting



Rainwater Recovery



Irrigation,
Gardening, Sprinklers



Industrial plants
Wash down unit



Industrial cooling,
HVAC systems

FEATURES & BENEFITS

- Available for series EH, EM, EVR, FN
- Available range up to 8 parallel pumps
- Power supply voltage: 1 x 230 V 50 Hz for single-phase sets, 3 x 400 V 50 Hz for three-phase sets
- Ambient temperature at nominal load: max 40 °C
- Relative humidity: max 50% at 40 °C
- Max. altitude at nominal load: 1000 m
- Temperature of pumped liquid: clean water: 5 °C to +35 °C
- Start-up: direct or with inverter

ADVANCED CONTROL VIA INVERTER


- Bluetooth 4.0 Connectivity
- Remote control and maintenance via Mobile App
- Easy and fast commissioning due to initial configuration wizard
- Remote assistance / Trouble shooting from the Franklin Electric support team



Boosting systems
GP + GL



Boosting systems
GPM



HORIZONTAL MULTISTAGE PUMPS

Stainless Steel Multistage pumps for high performance with flows up to 29 m³ and heads up to 104 m

The Horizontal Multistage booster pumps are designed to meet the pressure boosting needs with flows up to 29 m³/h and heads up to 104 m.



Drinking water approvals

Stainless Steel Impellers and Diffusers

Superior efficiency and performances

Floating neck ring in PPS



Heavy duty oversize motor shaft

Reinforced design

with tie rods

Compact close-coupled design

Robust and corrosion resistant


Flexible application base plate

Asynchronous motors (3~)

TEFC (totally enclosed, fan-cooled)

Drive-Tech MINI inverter

with various duty points for maximum efficiency, simplicity, innovation and safety



Suction port on top of the casing

Reinforced Stainless steel outer casing



Seal housing disk with deflector

Self-priming intermediate stage



Water Distribution Pressure Boosting



Circulation of hot+cold water for heating, cooling, conditioning systems



Irrigation Gardening, Sprinklers



Wash down unit



Domestic, industrial and agricultural systems



HORIZONTAL MULTISTAGE PUMPS

EH SERIES - HORIZONTAL MULTISTAGE PUMPS



High performance Pressure-boosting in different flow rates, HP ratings and phases



FEATURES & BENEFITS

- The EH series is offered in five flow rates and different horsepower sizes, in single-phase or three-phase, to make sure you have the right pump to fit your application.
- Compact close-coupled design, robust and corrosion resistant
- Excellent efficiency and performance
- Floating neck ring in PPS
- Heavy duty oversize motor shaft
- Impellers and diffusers are made in Stainless Steel
- Easy maintenance
- Strong and leak-proof motor ball bearing fitted in the motor
- Pumping of clear non-loaded fluids

PUMP SPECIFICATION

- Models: single phase: EH 3-5-9 up to 1.5 kW, three-phase: EH 3-5-9-15-20
- Mechanical seal Type E0 = Carbon / Ceramic / EPDM: EH 3-5-9
- Mechanical seal Type E1 = Seal carbon / Silicon carbide / EPDM: EH 15-20
- Flow: up to 29 m³/h at 50 Hz
up to 30 m³/h at 60 Hz
- Head: up to 104 m at 50 Hz
up to 111 m at 60 Hz
- Connections: Rp threaded for inlet and outlet
- Max. working pressure: 10 Bar
- Max. ambient temperature: 40 °C
- Liquid temperature range:
Min. from -15 °C to -10 °C according to gasket material
Max. +55 °C single-phase models for domestic use (uses covered by CEI EN Standard 60335-2-41)
+90 °C three-phase models for domestic use (uses covered by CEI EN Standard 60335-2-41)
+110 °C only for industrial use (uses other than those covered by CEI EN Standard 60335-2-41)
- Liquid temperature range (EHsp): from 0 °C up to 35 °C

MOTOR SPECIFICATION

- Onephase motor efficiency class IE2
- Three-phase motor efficiency class IE3
- Asynchronous, TEFC (Totally Enclosed, fan-cooled)
- 2 pole
- Protection IP55, Insulation class: F
- Standard voltage:
220-240 V / 380-415 V ±5 % up to 3 kW
380-415 V / 660-690 V ±5 % from 4 kW
(Thermal protection to be provided into the starter panel by the installer)



HORIZONTAL MULTISTAGE PUMPS

EH DTM SERIES - HORIZONTAL MULTISTAGE WITH DRIVE-TECH MINI



State-of-the-art booster set with inverter which combines superior efficiency, simplicity, innovation and safety

FEATURES & BENEFITS

- **Efficiency:** The Drive-Tech MINI achieves overall energy savings up to 40 % (compared to conventional speed control systems)
- **Simplicity:** The Drive-Tech MINI is mounted directly onto the motor control box. It is already supplied with a 2.0 meter power cable and a 1.50 meter cable to connect with the pressure transducer.
- **Innovation:** The Drive-Tech MINI can be controlled manually by the board panel or via Bluetooth by the Franklin Smartphone App "FE Connect Drivetech" (Android and IOS), enabling you to set and monitor the system remotely, save working data and increase the pump performance.
- **Safety:** The integrated Class B (EN55011) input-filter prevents any type of disturbances in the domestic network to ensure a reliable use. The filter follows EMC Directives (electromagnetic compatibility).
- Compact close-coupled design, robust and corrosion resistant, Stainless Steel impellers and diffusers for long durability
- Flexible application base plate
- Floating neck ring in PPS
- Oversize motor shaft
- Easy maintenance
- Strong motor rolling bearing fitted in the motor bracket
- Mechanical seal Type E0 = carbon/ceramic/EPDM
- Energy saving due to variable speed control, Soft start and soft stop
- Simplified installation on motor or wall, Easy and fast commissioning thanks to initial configuration wizard
- Installation on humid and dusty environment made possible by IP55 (NEMA 4) protection degree
- High thermal and mechanical performance thanks to aluminum case and independent ventilation

PUMP SPECIFICATION

- Flow: up to 17 m³/h
- Head: up to 99 m
- Connections: Rp threaded for inlet and outlet
- Maximum working pressure: 10 Bar
- Maximum altitude at rated current: 1000 m
- Maximum ambient temperature: 40 °C
- Liquid temperature range:
- Minimum: from 0 °C according to gasket material
- Maximum: +80 °C for domestic use (uses covered by CEI EN standard 60335-2-41)



DRIVE-TECH MINI SPECIFICATION

- Monitoring and programming with smartphone and FE Connect App, available for Android and iOS mobile devices
- Remote control using a smartphone nearby as a modem
- Copy and paste of programming recipes
- Ability to send reports via email
- Control modes: Constant pressure control, Constant or proportional differential pressure control, Constant temperature control, Constant differential temperature control, Constant flow control, External frequency control (trimmer) or 1 or 2 preset frequencies control
- Built-in protection against: Overvoltage and undervoltage, Overcurrent and no load, Dry running, Overtemperature
- EMC compatibility for residential environment: Integrated PFC (P.F. 1) to meet EN61000-3-2, Integrated input filter for Category C1 (EN61800-3), Class B (EN55011)
- Multi-pump operation (COMBO): Up to 8 units, Working alternation for uniform pumps wearing, Master or slave replacement in case of failure to ensure continuity of operation
- Advanced motor controls: Next generation control of asynchronous motors, Sensorless control of permanent magnet synchronous motors
- Inputs and outputs: 2 programmable digital inputs for motor start & stop, Modbus RTU, 2 output relays for alarm and run indication, 2 analog inputs 4-20 mA, 2 analog inputs 0-10 V

HORIZONTAL MULTISTAGE PUMPS

MHP - SELF-PRIMING HORIZONTAL MULTISTAGE PUMPS

Self-priming horizontal pump with high-level performance and outstanding strength and durability

FEATURES & BENEFITS

- Priming capacity in any situation
- Self-priming intermediate stage which moves air bubbles outside
- Smart design due to the self-priming intermediate stage and seal housing disc with deflector
- Seal housing disc with deflector which protects mechanical seal from air bubbles
- Reduced risk of downtime
- Suitable for industrial applications


SPECIFICATION

- MHP 3/04, 3/05, 3/06, 3/07
MHP 5/04, 5/05, 5/06, 5/07
- Mechanical seal: SiC/SiC/EPDM
- Flow: up to 7 m³/h
- Max. head: 82 m
- Motor power: 0.55 - 1.5 kW
- Maximum working pressure: 10 bar
- Maximum liquid temperature:
Single phase: 55 °C
Three phase: 85 °C

Reinforced Stainless steel outer casing

Suction port on top of the casing

Seal housing disk with deflector



Pressure boosting
in residential buildings



Heating and cooling



Fertigation

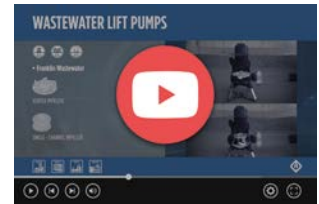


Industrial



WASTEWATER & DRAINAGE PUMPS

Great range of submersible drainage and sewage pumps for domestic and industrial waste water application



wastewater & drainage pumps

ED DRAINAGE PUMP

- ED 5-9 (with two-passage impeller)
- Stainless steel pump casing and impeller
- Vertical delivery port
- Double mechanical seal in oil chamber
- Single-phase version, 230 V: with float switch and incorporated capacitor, 10 m cable with Schuko plug
- Three-phase version, 230/400 V: 10 m cable without plug
- Flow: up to 26 m³/h at 50 Hz
- Head: up to 13 m at 50 Hz
- Liquid temperature: up to 35 °C
- Motor power: up to 0.9 kW at 50 Hz
- Max. immersion depth: 5 m
- Max. solid content: 35 mm



For clean and dirty water, containing solids up to 35 mm grain size



The free-flow impeller construction (EDV) is particularly suitable for liquids with an high solid content or with filamentous particles



The construction with smooth surfaces in rolled-stainless steel and easy access for cleaning is suitable for certain uses in the food industry



EGT - EGF DRAINAGE PUMP

- Models: EGT/EGF 7-9-11-15
- Free-flow (Vortex) impeller construction
- EGT: Vertical delivery port, EGF: with horizontal flanged and threaded delivery port
- Cast iron pump casing and impeller with epoxy cataphoresis treatment
- Single-phase version, 230 V: with float switch, thermal protector and incorporated capacitor, 10 m cable
- Three-phase version, 230/400 V: 10 m cable without plug
- Double mechanical seal in oil chamber
- Flow: up to 36 m³/h at 50 Hz
- Head: up to 14.4 m³/h at 50 Hz
- Liquid temperature: up to 35 °C
- Motor power: up to 1.5 kW at 50 Hz
- Max. immersion depth: 5 m
- Max. solid content: 50 mm



Domestic or industrial waste water, dirty water containing solids up to 50 mm grain size, for liquids which are compatible with the pump materials



draining rooms, tank drainage



Extraction of water from ponds, streams or pits and for rainwater collection



WASTEWATER & DRAINAGE PUMPS

FWS-FWC SERIES - WASTEWATER LIFT PUMPS 50 HZ



FWS Series (Franklin Waste Stainless) - Submersible pumps for sewage

Stainless Steel and Cast Iron submersible wastewater lift pumps

- Submersible electric pump particularly suitable for the emptying of basements, garages, cellars and flooded premises.
- Vortex impeller
- 32FWS V Series: 0.3 kW, up to 12,6 m³/h, up to 7.6 m
- 40FWS V Series: 0.37 - 0.7 kW, up to 19.8 m³/h, up to 9.8 m
- 50FWS V Series: 0.9 - 1.4 kW, up to 36 m³/h, up to 12 m



FWC (Franklin Waste Cast iron) - Submersible pumps for sewage

Stainless Steel and Cast Iron submersible wastewater lift pumps

- Submersible electric pumps suitable for pumping screened waste water, draining the sewage of blocks of flats and houses and flooded premises in general.
- Vortex impeller
(50FWC V, 50FWC V4, 65FWC V, 65FWC V4, 80FWC V4)
- Single-channel impeller
(50FWC M, 65FWC M, 80FWC M4, 100FWC M4)
- 50FWC V Series: 0.9 - 1.6 kW, up to 36 m³/h, up to 14 m
- 50FWC M Series: 0.9 - 1.6 kW, up to 50.4 m³/h, up to 24 m
- 50FWC V4 Series: 0.75 - 1.1 kW, up to 39.6 m³/h, up to 7.4 m
- 65FWC V Series: 2.2 kW, up to 54 m³/h, up to 16.5 m
- 65FWC M Series: 1.6 - 2.2 kW, up to 64.8 m³/h, up to 24 m
- 65FWC V4 Series: 0.75 - 1.6 kW, up to 54 m³/h, up to 11 m
- 80FWC M4 Series: 2.2 - 5.5 kW, up to 169.2 m³/h, up to 19.8 m
- 80FWC V4 Series: 1.6 - 5.5 kW, up to 122.4 m³/h, up to 16 m
- 100FWC M4 Series: 2.2 - 5.5 kW, up to 212.4 m³/h, up to 19 m



Pumping of clear non-loaded fluids




Wastewater



Extraction of water from ponds, streams or pits and for rainwater collection



Domestic / industrial grey water



waste water lift pumps
FWS-FWC

WASTEWATER & DRAINAGE PUMPS

FGR SERIES - PUMPS WITH GRINDER UNIT 50 HZ



FGR (Franklin Grinder) - Cast Iron submersible wastewater lift pumps with grinder unit

Cast Iron submersible wastewater lift pumps with grinder unit

These series of grinder pumps are particularly used in civil and industrial sewage plants. They have been designed to pump the liquid at high head with very low capacity. The cutter unit, in a special hard stainless steel, cuts into small pieces threadlike materials contained in the liquids. As the risk of clogging is avoided small diameter pipes are used. These pumps can be used to lift the sewage of blocks of flats and villas, small isolated areas far from the sewer systems; the sewage of hotels and campsites, in the food and paper industry and in those particular situations where the installation is often expensive by using a gravity system.

- Impeller with grinder unit
- 40FGR Series: 0.75 - 1.1 kW, up to 12.6 m³/h, up to 21 m
- 50FGR Series: 1.1 - 2.2 kW, up to 18 m³/h, up to 34 m



40FGR



50FGR



pumping of clear non-loaded fluids



waste water



Extraction of water from ponds, streams or pits and for rainwater collection



pumps with grinder unit
FGR



FLV SERIES - D.C. MOTOR SUBMERSIBLE WASTE WATER LIFT PUMPS 50 HZ

FLV (Franklin Low Voltage)

The D.C. electric submersible pumps are suitable for the of water from road drain wells, basements and from sites where the electric current is not available. Easy to install and silent, this model offer the maximum safety.

- Vortex impeller
- 12/24DC
- 40FLV Series: 0.3 - 0.75 kW, up to 19.8 m³/h, up to 12 m



40FLV



drainage



Domestic / industrial
grey water



D.C. submersible waste water
pumps FLV



WASTEWATER & DRAINAGE PUMPS

FDR SERIES - SUBMERSIBLE PUMPS FOR RESIDENTIAL DRAINAGE 50 HZ

FDR Series (Franklin Dewatering Residential)

Submersible pumps for clear and turbid water drainage

- Submersible electric pumps in cast iron and stainless steel, suitable for draining clear and turbid waters. They can be used as ready-to-use portable pumps both for construction site use, basement wells, and for fixed installations with control panel.
- Open impeller
- Transportable as emergency pump with connection to the hose and for free installation in the well.
- 40FDR Series: 0.37 - 0.7 kW, up to 19.8 m³/h, up to 11 m
- 50FDR Series: 0.9 - 1.4 kW, up to 36 m³/h, up to 18 m



Drainage and dewatering




Rainwater Recovery



Extraction of water from ponds, streams or pits and for rainwater collection



draining rooms, tank drainage



submersible drainage pumps
FDR

FDP SERIES - SUBMERSIBLE PUMPS FOR PROFESSIONAL DRAINAGE 50 HZ

FDP Series (Franklin Dewatering Professional)

Submersible pumps for clear and turbid water drainage

Submersible electric pumps in cast iron and stainless steel, suitable for draining clear and turbid waters. They can be used as ready-to-use portable pumps both for construction site use, basement wells, and for fixed installations with control panel.

- Open impeller
- 40FDP: 1 - 1.8 kW, up to 25.2 m³/h, up to 32 m
- 50FDP Series: 1.4 - 2.2 kW, up to 54 m³/h, up to 18.5 m
- 70/80FDP Series: 2.2 - 4.1 kW, up to 100.8 m³/h, up to 23.3 m
- 100FDP Series: 5.5 - 8.1 kW, up to 180 m³/h, up to 45 m
- 100/150 FDP-LH/HH Series: 11 - 15 kW, up to 252 m³/h, up to 62 m
- 150FDP Series: 22 kW, up to 324 m³/h, up to 35 m



40FDP

40-50FDP



70-80FDPFDP



100FDP



100/150 FDP-LH/HH



150 FDP



Drainage and dewatering



Rainwater Recovery



Construction site drainage and dewatering



Mining, Quarrying drainage and dewatering



Emergency flood water drainage



submersible drainage pumps
FDP

POOL COVER PUMPS

Automatic pool cover pump designed specifically for pool cover draining.

APCP-1700 AUTOMATIC POOL COVER PUMP

- Removable intake screen for easy cleaning and maintenance
 - Built-in handle for portability and ease of placement and removal
 - Integrated float switch for automatic operation
 - Side discharge for optimal water removal
 - Weighted to attract water to the pump
 - Head: up to 6.5 m / Flow: up to 108 l/min
 - Min. head: 0.3 m at 108 l/min flow (1 ft at 1700 GPH flow)
 - Higher flow for head heights of 0,3 m compared to similar pumps
- P1: 270 W / P2: 0,23 kW (1/3 HP)
 - Voltage: 230 V / Frequency: 50 Hz / In: 1.2 A
 - Temperature range of pumped liquid: 0 °C - 35 °C (EN60335-2-41)
 - Ambient temperature: max. 35 °C
 - Start/Stop Automatic: Start 6.3 cm (2" 1/2) / Stop: 2.5 cm (1")
 - Protection degree: IP68
 - 3/4" garden hose connection

Convenient handle
for ease of placement

Side discharge
prevents hose from tipping over


Garden hose adapter
included



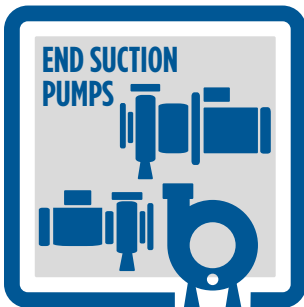
10 m cable
with Schuko plug

Integrated mechanical float switch

Built-in screen
prevents clogging



APCP pool-cover pumps



END SUCTION CENTRIFUGAL PUMPS

Cast iron pumps according to EN 733



The FN series is ideal in terms of quality and efficiency. The End suction centrifugal electric pumps are designed to pump clean liquids, without abrasives and suspended solids, non-explosive environments.

Motors

The motors are available according to the highest standard of efficiency. The product is available in numerous configurations in terms of compatibility of pumped liquids.

Impeller with cataphoresis coating

for corrosion resistance

Cast iron pumps


according to EN 733

High Temperature liquids

Maximum liquid temperature:
up to 90 °C for domestic use
up to 120 °C for industrial use

Standard Reference

ErP 547/2012 (MEI > 0.4)
640/2009 (Motors efficiency class IE3
UNI EN 733 (DIN 24255))



Water Distribution, Water treatment, Water supply



Irrigation, Water treatment



Industrial plants



End suction centrifugal pumps



END SUCTION CENTRIFUGAL PUMPS

FNC - EXTENDED SHAFT PUMPS



FEATURES & BENEFITS

- Close-coupled pumps with extended shaft motor
- Models: FNC 32-40-50-65-80
- Pump body / Mechanical seal housing / Motor bracket: Cast-iron GG20 with anti-corrosive coating
- Suction/delivery ports: according to Standard EN1092-2
- Impeller: Cast-iron GG20 with cataphoresis coating
- Pump shaft: Stainless Steel AISI 304
- Mechanical seal Type VBP: Carbon / Ceramic / NBR
- Flow: up to 180 m³/h at 50 Hz
- Head: up to 90 m at 50 Hz
- Maximum working pressure: PN10
- Asynchronous squirrel cage-type motor

MOTOR SPECIFICATION

- External ventilation
- Incorporated motor protection and capacitor integrated for single-phase motors
- Motor protection for 3- motors must be installed by the customer (equipment compliant with current standards recommended)
- Efficiency class: IE3
- Protection IP54, Insulation class: F



FNS - STUB SHAFT PUMPS



FEATURES & BENEFITS

- Models: FNS 32-40-50-65-80
- Rigid-coupled with a bracket, an adapter and a rigid coupling keyed to the Standard motor shaft extension
- Pump body / Mechanical seal housing / Motor bracket: Cast-iron GG20 with anti-corrosive coating
- Suction/delivery ports: according to Standard EN1092-2
- Impeller: Cast-iron GG20 with cataphoresis coating
- Pump shaft: Stainless Steel AISI 304
- Mechanical seal Type VBP: Carbon / Ceramic / NBR
- Flow: up to 240 m³/h at 50 Hz
- Head: up to 100 m at 50 Hz
- Maximum working pressure: PN10

MOTOR SPECIFICATION

- Asynchronous squirrel cage-type motor
- External ventilation
- Motor protection for 3- motors must be installed by the customer (equipment compliant with current standards recommended)
- Efficiency class: IE3
- Protection IP55, Insulation class: F
- Service class: S1



VARIABLE FREQUENCY DRIVES (VFD)

Franklin Electric Variable Frequency Drives are designed to work in a wide range of submersible and surface pumping applications. They are offering great flexibility, state of the art motor protection, energy savings and enhanced pump speed control while remaining easy to use.

The innovative and reliable design allows multi-purpose use across many industries and key applications such as residential constant water pressure, municipal water supply, agriculture and irrigation, dewatering and mining.



DrivE-Tech MINI
IP66 wall mounted /
Pump mounted drive



DrivE-Tech COMPACT
IP66 wall mounted/
Pump mounted drive



DrivE-Tech
IP66/65/54 wall mounted/
Pump mounted drive



Cerus X-Drive
IP20/00 /
Panel mounted drive

DrivE-Tech Series
0.55 - 130 kW

CERUS X-Drive
4.0 - 250 kW

The DrivE-Tech and Cerus X-Drive are variable frequency drives designed to control and protect three phase asynchronous and permanent magnet synchronous motors in residential, industrial, municipal, and agricultural applications. They are easy to integrate into existing infrastructure or to be used as stand-alone drive modules for individual pumping applications.

- ✓ Enhanced pump speed control
- ✓ State of the art motor and pump protection features
- ✓ Operation of induction type asynchronous motors and permanent magnet synchronous motors
- ✓ Wide performance range up to 250 kW
- ✓ Compact, innovative and reliable design
- ✓ Bluetooth connectivity and Mobile App control
- ✓ Remote Support, commissioning, and support
- ✓ CE approved



EASY INSTALLATION & SUPPORT

- ✓ Intuitive start-up experience with application-specific parameter pre-sets
- ✓ Setup/commissioning through user-friendly Mobile App or keypad
- ✓ Copy-paste parameter setup between multiple drives through keypad data storage or Mobile App



X-Drive
Variable Frequency Converter

PROTECTION / CONTROL

SUBMONITOR MOTOR PROTECTION



State-of-the-art 3-phase pump protection to sense overheating straight from the motor windings

- Suitable for motors with current consumption from 3 to 359 amps (4 to 150 kW/ 6" and 8" encapsulated motors)
- Current, voltage and motor temperature are monitored using three integrated current transformers.
- Input Voltage: 190 - 600 VAC
- Digital display provides current and voltage readings for all three legs at the same time, and allows the user to set up the SubMonitor quickly and easily. Fault messages are easy to understand.
- Quick Setup guide for monitoring (simply entering line frequency (Hz), line voltage (Volt), and Motor Service Factor Amp rating)
- Monitors - Under/Overload; Under/Overtension; Current Unbalance; Overheated Motor (Subtrol Equipped); False Start (Chattering); Phase Reversal
- No need to make add. turns around the CT or add external CTs
- Password Protection Option
- 35 mm DIN rail mounting
- Stores fault, setting changes, and pump run-time can be accessed through the display
- Lightning protection included in the Premium Package
- Detachable NEMA 3R display unit can be mounted on panel door
- CE / UL 508



SUBSTART SC

Single-phase Submersible Motor Starter



- Covers all PSC motors from 0.25 kW to 2.2 kW for all voltages
- Easy installation / Wall mounting
- IP54 protection
- Voltage Tolerance: 220 - 240 V; -6 / +10 %; 50 Hz single phase
- Reliable protection features
- Attention to detail – every aspect engineered for the application
- The device is 100% compatible with the motor characteristics
- Integrated thermal circuit breaker
- High-quality motor run capacitor for long-life endurance
- Terminal board suitable for ease of reliable connections



SUBSTART 3P

3-phase Submersible Motor Starter



- Covers all 3 phase motors from 0.37 kW to 7.5 kW
- Ergonomic design
- Easy installation / Wall mounting
- IP54 protection
- Voltage Tolerance: 380 V -10 % / 415 V +6%
- Attention to detail – every aspect engineered for the application
- The device is 100% compatible with the motor characteristics
- Circuit breaker integrated thermal and magnetic overload protection
- Powered auxiliary contactor for use with external switches



PROTECTION / CONTROL

SMART CONTROL BOX



Intelligent pump protection with the Smart Control Box (SCB)

- **Reliable protection:** Integrated protection functions such as sensorless dry-running detection, overload, under- and overvoltage protection, phase failure and direction of rotation detection ensure maximum operational reliability.
- **Flexible control:** Whether via level or pressure switches, level probes or time control – the SCB adapts to your application.
- **Intuitive operation:** Dynamic LCD display, easy switching between operating modes and automatic pump calibration
- **Robust & durable:** With an IP65-rated housing, a temperature range of -25 °C to +55 °C and wall mounting, the SCB is designed for use in the harshest conditions.
- **Easy installation:** Removable plug-in terminals and cable lengths of up to 1000 m for sensor connections facilitate integration into existing systems.

Protective functions

- sensorless dry-running detection
- blocked pump/shaft
- overload protection
- undervoltage protection
- surge protection
- phase failure
- Phase reversal - Direction of rotation

Technical Specification

- **power range:** 0.55 – 2.2 kW (1ph) | 0.75 – 15 kW (3ph)
- **motor type:**
1-phase 230V PSC motor (permanent split capacitor) /
3-phase 400V asynchronous motor
- **voltage:** 1-phase, 220/230 V | 50/60 Hz
3-phase, 380/400 V | 50/60 Hz
- **number of pumps:** 1
- **start-up procedure:** direct-on-line start (DOL)
- **ambient temperature:** -25 °C - 55 °C
- **humidity:** 20% - 90% RH, non-condensing
- **degree of protection:** IP65
- **wall mounting**



PROTECTION / CONTROL

COV-BOX M SERIES

Control box for the price-competitive protection from overload

- Ratings: 0.37 kW (0.5 HP) up to 2.2 kW (3.0 HP)
- IP50 Protection
- Run capacitor
- Thermal overload circuit brake with manual reset
- Connection terminal board
- Wiring diagram
- Switch ON-OFF



QC-AV/E SERIES

Single-phase control box for the overall protection / starting assistance

- Ratings: 0.37 kW (0.5 HP) up to 2.2 kW (3.0 HP)
- IP50 Protection
- Electronic start capacitor / disconnecting run capacitor
- Starting assistance under low voltage or voltage drops
- Thermal overload circuit brake with manual reset
- Terminal board connections
- Wiring diagram



QC-AV SERIES

Single-phase control box for the overall protection / starting assistance / voltmetric relay

- Ratings: 3.0 kW (4.0 HP) up to 4.0 kW (5.5 HP)
- IP54 protection
- Start electrolytic capacitor / disconnecting relay / potential relay / run capacitor
- Thermal overload circuit brake with manual reset
- Connection terminal board
- Wiring diagram
- Pilot lamp / Switch ON-OFF



COV-BOX T SERIES

Three-phase control box for the overall protection

- Ratings: 0.37 kW (0.50 HP) up to 7.5 kW (10 HP)
- Metal zinc coated plate for grounding
- General isolating switch with locking door
- Line counter with thermal relay, adjustable scale and internal set
- Protection cutout (fuses) for motor and auxiliary circuits
- Green lamp indicating motor running
- Floating switch connection (optional) on switchboard
- Wiring diagram
- Pilot lamp / Switch ON-OFF



ACCESSORIES

CORROSION PROTECTION 4"

- For use in more aggressive media
- Mounting on the bottom of the motors
- Material: GG 25

System of operation: Wells with extremely high levels of chlorides and other elements combined with high temperatures will attack almost any type of metal, including Stainless-steel. When in contact with a more noble metal, the less noble metal becomes the anode of a galvanic cell. Oxidation occurs at the anode. It slowly dissolves (sacrificial anode), leaving the more noble metal unaffected. The result is a longer service life of the motor/pump unit in more aggressive media.



4000N



6500N



COOLING SLEEVE FOR SUBMERSIBLE MOTOR PUMPS 4"/6"/8"/10"/12"

- The cooling jacket is the ideal solution for vertical and horizontal installations of submersible motor pumps in rainwater cisterns and deep wells to ensure the cooling flow along the motor
- It guarantees sufficient cooling of the motor.
- It is supplied with a filter that prevents leaves or small stones from being sucked in.

Components cooling sleeve kit:

- Cooling sleeve tube (Stainless-steel)
- Pump sealing ring (EPDM) with drinking water approval
- Motor spacer
- Pipe clamps
- Filter strainer (accessories)
- Console (accessory for horizontal mounting)



MOTOR/PUMP-COUPLINGS

- Line of motor-pump couplings for maximum customer convenience for matching the Franklin motor to a variety of pump shafts.
- Couplings are designed to transmit the pump thrust to the motor in order to provide maximum benefits from the Franklin internal thrust bearing construction.
- Hardened Stainless-steel spacer discs in the 4" and 6" couplings assure positive bearing between motor and pump shafts and assure full support for downward thrust created by the pump. 8" couplings DO NOT contain hardened spacer discs, since the motor shaft itself is hardened.
- NEMA standard measuring on motor shaft
- Material: 304SS / 316SS



DC DISCONNECT

- To disconnect the drive even under load safely from the solar generator, Franklin Electric offers suitable DC disconnect switches for different power ratings.



ACCESSORIES

DRIVE-TECH MINI ACCESSORY KIT

- Cable with plug 230V
- Screws and connectors
- Wall mounting plate



DOUBLE PLUG LEAD FOR 4" TERMINATION KIT

Required for use of lead termination kits. Connection between termination kit and 4" motor.

- Max. current: 18 Ampere in air at max. 50 °C ambient temperature
- Max. current: 23 Ampere submersed in water at max. 30 °C ambient temperature
- Max. Voltage: 750 V AC
- PSC / 2-wire / 3-wire motors and 3 - motors
- with or without strain relief
- KTW approval



MOTOR FILLING LIQUID



Description	FES92	FES91	FES93
5 l motor filling liquid FES92			

motor type	required motor filling
4" encapsulated Standard / PM motor	FES93
6" encapsulated Standard / PM motor	FES91
6" encapsulated High Temp 90 °C motor	FES92

motor type	required motor filling
8" encapsulated Standard motor	FES91
8" encapsulated High Temp 75 °C motor	FES92
6"/8"/10"/12" rewindable Standard / PM motor	FES93

FLOAT SWITCH

- A float switch is a device used to detect the level of liquid within a tank.
- Required part for some High Efficiency Solar Systems



ACCESSORIES

FLOW PADDLE SWITCH

- The flow switch utilizes the force of liquid flow to propel its paddle and to detect the incoming flow or movement of the existing liquid in the pipe.
- Required part for some High Efficiency Solar Systems



INLINE FLOW SWITCH

- The Inline Flow Switch operates magnetically. The piston within the switch body should be a free fit and spring back to its off position as soon as flow stops.



MOTOR FILLING TOOL KIT

- This kit contains all necessary tools to check and replenish Franklin Electric submersible motors with FES91, FES92 or FES93 filling liquid.




PERMANENT STAR PLUG 6"

- For specific applications it is necessary to permanently run a star-delta submersible motor in star connection. This may be achieved by using the *PERMANENT-STAR-PLUG*.
- This connector short-circuits all three pins in one of the two motor sockets and is designed to replace one lead.



PRESSURE SWITCH SUBDRIVE - CONSTANT-PRESSURE CONTROLLER

1. The pressure switch continuously monitors the pressure in the water supply system and feeds the information to the SubDrive controller.
2. The factory setting of the desired pressure is 3.4 bar (can be changed).



ACCESSORIES

PT100 SENSOR FOR ENCAPSULATED MOTORS (STANDARD / PM)




- The PT100 is a precision platinum wire resistor that is specified occasionally as a temperature input for process control equipment. A jacketed control lead must be run from the PT100 lead to the above-ground equipment.
- The PT100 temperature sensor is equipped with a 4-wire shielded supply cable, available in various lengths, adding additional protection against high frequency disturbances which can occur in applications with variable frequency drives.
- The enclosed adaptor screw only needed for installation in 6" and 8" encapsulated standard and permanent magnet motors is now separated from the PT100 sensor allowing for an easy, quick and secure installation.
- Easy, quick and secure installation
- Shielded cable (can be installed close to the motor cable)
- Quick and easy to replace

STANDARD



HIGH TEMP



PT100 SENSOR FOR REWINDABLE MOTORS



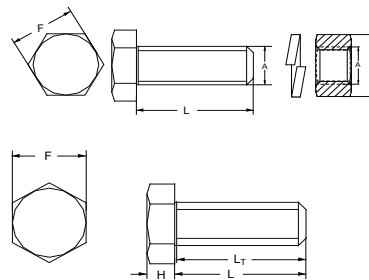
- Continuous monitoring of the temperature of the filling liquid above the winding head
- Fitted into the upper end bell flange, all 6"/8"/10"/12" Std. rewindable motors are prepared for the PT100 installation



PUMP CONNECTION SCREW KITS



- Pump connection screw kits for 6" / 8" encapsulated motors and 8"/10"/12" rewindable motors



ACCESSORIES



PUMP CONTROL AND PROTECTION SYSTEMS

The devices for the automatic control and protection of pumps match with Franklin Electric surface pumps such as the EH, EM, VL series as well as the VS4 submersible pumps and the 5" VN and ES series.

RESISTART FM

- Compact device for automatic control and pump protection with fixed start-up pressure
- Available in 2 versions:
 - RESISTART FM15 with starting pressure range of 1.5 bar
 - RESISTART FM22 with starting pressure range of 2.2 bar
- Automatic control and protection of the pump
- Replaces conventional systems such as hydrosphere, pressure switch, check valve or level switch

- More compact
- No periodic maintenance
- Power supply: 1.5 kW



RESIMATIC ART

- Compact device for automatic control and pump protection with adjustable start-up pressure, cable and SCHUKO plug
- Adjustable restart pressure between 1.5 and 3 bar (SET model)
- Automatic control and protection of the pump
- Replaces conventional systems such as hydrosphere, pressure switch, check valve or level switch

- More compact
- No periodic maintenance
- Power supply: 1.5 kW



FAS - Franklin Analogic System

- Automatic device for reducing and regulating start-up and output pressure, ensuring the stable maintenance of pump pressure
- Analogic manometer
- Adjustment and stabilization of outlet pressure, prevention of overloads and water hammer
- Improved ease of use
- Manual adjustment of the outlet pressure between 2 and 6 bar

- No periodic maintenance
- Power supply: 2.2 kW



FDS – Franklin Digital System

- Automatic device for reducing and regulating start-up and output pressure, ensuring the stable maintenance of pump pressure
- Digital display and digital adjustment of the cut-in pressure
- Overload protection
- Suitable for pressure boosting systems due to communication mode for 2 pumps
- Adjustment and stabilization of outlet pressure, prevention of overloads and water hammer

- Improved ease of use
- Manual adjustment of the outlet pressure between 2 and 6 bar
- No periodic maintenance
- Power supply: 2.2 kW



ACCESSORIES

SPLICING KIT 1.5 - 95 MM²

- This kit allows the connection of a motor short cable with an extension cable in the range up to 95 mm².
- Suitable for all common cable materials
- Long durability
- High electrical insulation values and mechanical strength
- Quick and easy assembly
- Components: Transparent plastic shell, Ready-to-mix cast resin, insulation tape, assembly instruction



SURGE ARRESTORS

- Surge arresters protect the submersible motor from a variety of commonly occurring high voltage spikes, which can permanently damage the insulation system and thus cause motor winding failures.
- The surge arresters are not suitable for discharging direct lightning strikes



TERMINATION KIT FOR 4" MOTORS

This proven, sturdy solution is your choice of cable splicing in temporary pump applications or when reusing drop cable. The flexibility and safety it provides for under field service conditions makes it the preferred choice over conventional, not breakable splicing kits.

- For PSC / 2-wire / 3-wire motors and 3- motors
- Max. current 18 Ampere in air at max. 50 °C ambient temperature
- Max. current 23 Ampere submersed in water at max. 30 °C ambient temperature
- Max. voltage: 750 V
- Optional strain relief



CATALOGS / DOWNLOADS



Submersible motors & Accessories



NBS4 oil-filled motor



RWK6 water-filled motor



High Efficiency System



Variable Frequency drives & Accessories



SSI 6" submersible pumps



VSI submersible pumps



VS4 Tauchpumpen



VS6/8 submersible pumps



VN-VL submersible pumps



ES 5" close-coupled pumps



FN end suction pumps





Sewage pumps
FWS-FWC-FGR-FLV-ED-EGT-EGF



Drainage pumps
FDR-FDP



EV Horizontal Multistage pumps



EH Vertical Multistage pumps



EM Vertical Multistage pumps



GL Boosting systems



GP Boosting systems

REVISION CHANGE NOTICE

Rev. No.	Changes	Page
10	Submersible pump series VSI added	cover, 4, 24
	Heat pump motor added	10
	Built-in PTC temperature sensor deleted	12, 56
	Motor efficiency class adjusted	33-37
	Utility pump 5-MSP added	44
	EM Dtm pump deleted	35
	EHsp pump deleted	37
11	pool-cover pumps APCP-1700 added	cover, 44
	material winding-wire rewindable motors PVC/PPC	14, 17, 19
	VSI product pictures	cover, 4, 22, 24, 27
	High Efficiency systems adjusted	28,29
	EM-D version deleted	34
	EGN/EDV versions deleted	39
	FNE version deleted	45
12	Constant Pressure system deleted	47
	Coverco 4" oil-filled motor adjusted	cover, 4, 11
13	Variable Frequency drives adjusted	45
	Extension of VSI series to 12 inch	cover, 4, 23, 25
	Addition of SSI submersible pump series	cover, 4, 23, 26
14	Addition of RWK6 submersible rewindable motor	cover, 4, 15
	New VSI 454 version added	27
15	Booster system adjusted	35
	text changes	4, 5
	additional information about installation of 8" rewindable motors and 10" PM motors	18, 21
	5-MSP utility pump deleted	-
	New design of DrivE-Tech framesize 1 (IP66)	45
	EV and EH pumps available in Franklin Electric Pump Selector	33, 37
	New design of PT100 for 6"/8" encapsulated motors	53
16	Pump control and protection systems added	54
	overview, product portfolio updated	1, 4, 5, 6
	winding specification adjusted	15, 18-22
	NBS6 oil-filled motor deleted	16
	VS6 options updated, 304SS label added	24
	VS8 options updated	25
	VSI options updated	26
	ES/VN/VL updated	28, 29
	text High Efficiency systems updated	30
	picture EV exchanged	32, 33
	picture booster set updated, versions deleted	35
	picture 50FGR exchanged	41
17	FN pump features updated, pictures updated, meachanical seal changed from P0 to VBP	44, 45
	product picture PT100 REW exchanged	53
	QR codes and links updated, videos and catalogs added	all
	VS4 adjusted	25
	VSI74 + VSI104 versions added	27
	NCV pump series added	32, 35
17	EV Vertical Multistage pump changed to EVR Vertical Multistage pump	33
	Smart Control Box (SCB) added	50
	MHP pump series added	37, 40



Franklin Electric

Franklin Electric Europa GmbH
Rudolf-Diesel-Str. 20 - 54516 Wittlich
GERMANY
Phone: +49 (0) 6571 - 105-0
Fax: +49 (0) 6571 - 105-510
Email: info@franklin-electric.de

Franklin Electric S.r.l.
Via Asolo, 7 - 36031 Dueville (Vicenza)
ITALY
Phone: +39 0444 361114
Fax: +39 0444 365247
Email: sales.it@fele.com



10000005490 EN REV.17_02-2026



franklinwater.eu

Single member - Company subject to the control and coordination of Franklin Electric Co., Inc.
Franklin Electric reserves the right to amend specification without prior notice.