



SPE-SSE Series Solar Pumps

COVERCO is a long recognized Italian manufacturer of high-quality submersible motors with more than 50 years of experience in the industry. FRANKLIN ELECTRIC acquired COVERCO in year 2002, further strengthening COVERCO R&D capability, production capacity, sales, and service networks, delivering expanded product portfolio around the globe.

Water is essential to all forms of life. In many locations around the world, traditional power is unavailable or unreliable to power a submersible pump and motor.

Relying on our proven system technology, Coverco is offering a wide range of solar powered pumping system to our customers.

APPLICATIONS

- Residential and agriculture
- Irrigation for various purposes
- Domestic water supply
- Industrial

FEATURES

- High efficiency permanent magnet DC motor – less panels, more water respectively
- Direct DC feeding, AC and DC power source compatible
- MPPT algorithm maximizes system performance
- Automatic operation minimize manpower requirement.
- Comprehensive motor protection (overload, overvoltage, undervoltage, phase loss, dry run, overheat) through solar controller.
- Oversized and high quality motor bearing prolong motor's lifespan and durability working in harsh environments.
- Easy system set-up and LED display for working conditions monitoring.
- Protection against water hammering with built-in check valve.

SPECIFICATION

- Single Phase 220V
- Flow: up to 22m³/hr, Head up to 135m at 50Hz
- Control box IP65 rated, working ambient temperature up to 60°C (controller only)
- Controller available in DC input only or AC (Single phase 220V) and DC input option
- 2m standard cable length

Available on Request

- Please contact sales for model sizing if desired duty point is not available in this catalog
- AC (three phase) and DC input option

ACCESSORIES

Description
Pump Outlet Adapter
Heat Shrink Sleeve
Hose Clamp
Screw Drivers
Float Switch
Snap Hook
Bolts and Nuts
Teflon Tape
Electrical Tape
Wire Connector/Lug



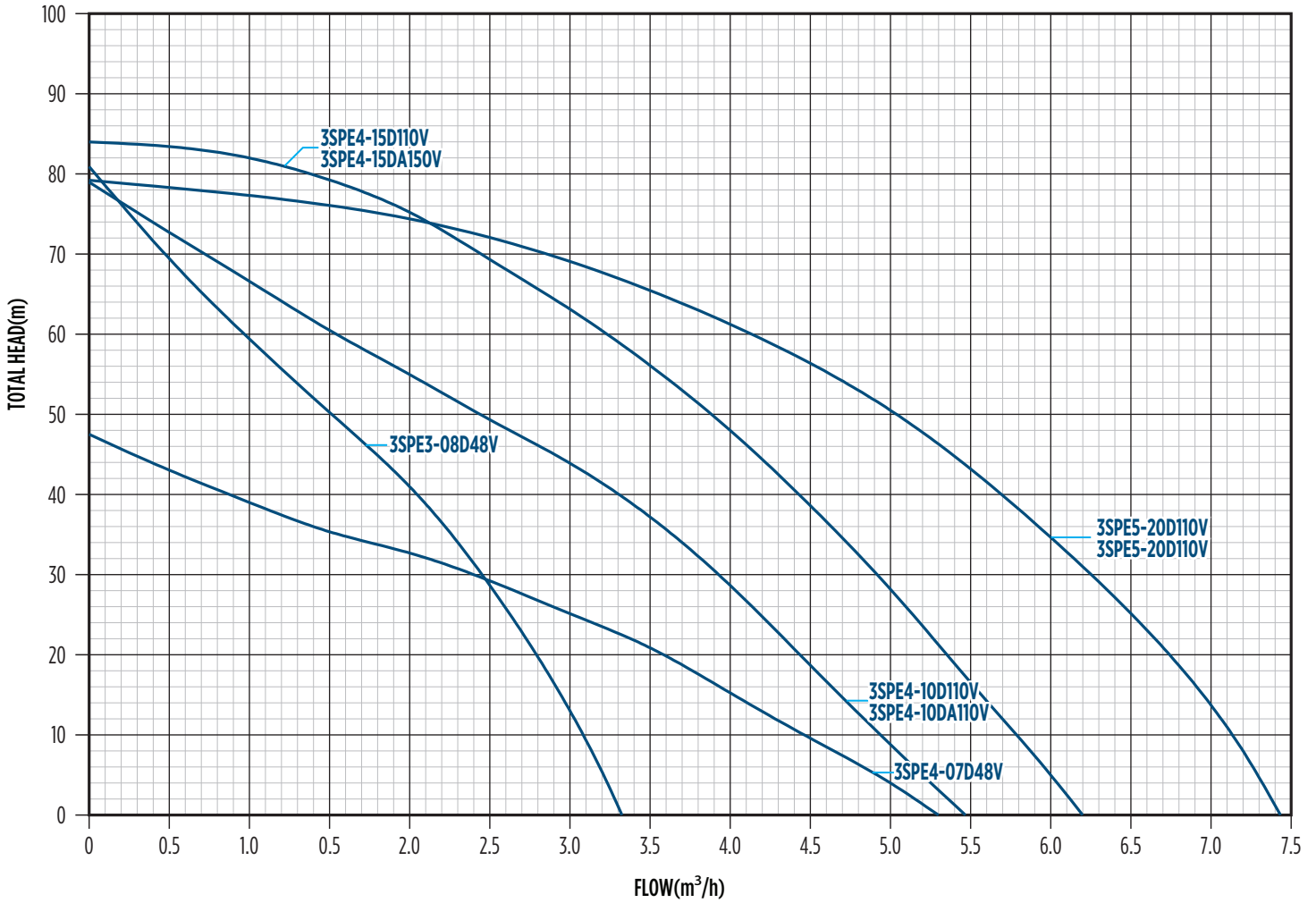
MATERIAL OF CONSTRUCTION

Description	Material
SPE Pump	
Discharge Head	Cast Stainless Steel
Motor Bracket	Cast Stainless Steel
Check Valve	Polycarbonate
Pump Shell	Stainless Steel
Cable Guard	Stainless Steel
Pump Shaft	Stainless Steel
Impeller	Thermoplastic
Diffuser	Thermoplastic
Strainer	Stainless Steel
Motor	
Motor Outer Shell	Stainless Steel
Motor Shaft	Stainless Steel

Description	Material
SSE Pump	
Discharge Head	Stainless Steel
Motor Bracket	Stainless Steel
Check Valve	Polycarbonate
Cable Guard	Stainless Steel
Pump Shaft	Stainless Steel
Impeller	Stainless Steel
Diffuser	Stainless Steel
Strainer	Stainless Steel
Motor	
Motor Outer Shell	Stainless Steel
Motor Shaft	Stainless Steel

Note: Photo for illustration purposes only

Performance Curve - 3SPE

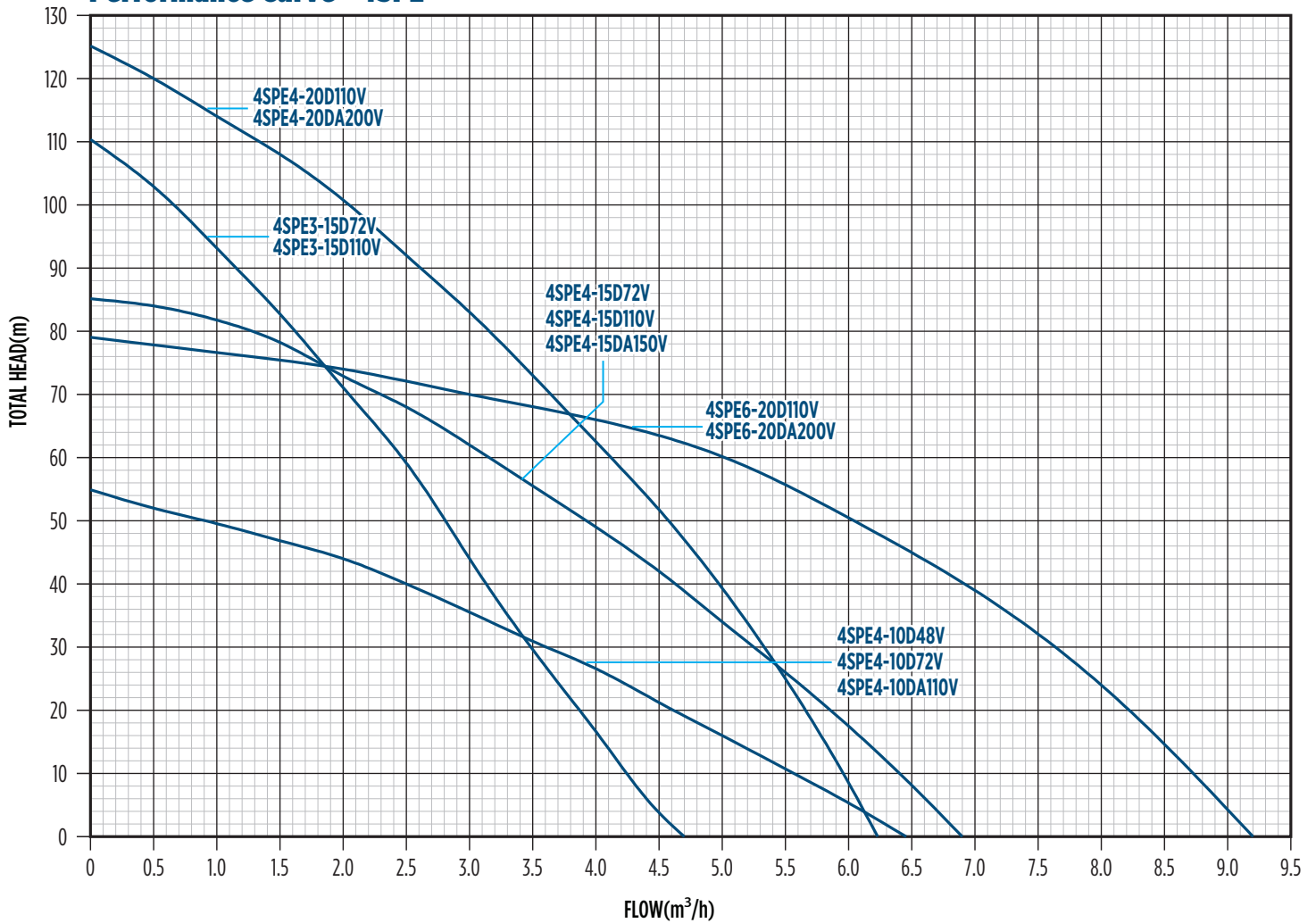


Performance Table

Pump Model	Motor Rated Voltage	AC Input Voltage Range	Optimum Input Voltage (DC)	Power	Max. Flow	Max. Head	Outlet	Solar Panel	
								Open Circuit Voltage (VOC)	Power
3SPE3-08D48V	48V	NA	60V-90V	600W	3.5m³/h	80m	1.25"	< 105V	Minimum 1.3 x Rated Power
3SPE4-07D48V	48V	NA	60V-90V	500W	5.0m³/h	45m	1.5"	< 105V	
3SPE4-10D110V	110V	NA	110V-150V	750W	5.2m³/h	75m	1.5"	< 210V	
3SPE4-10DA110V	110V	85-280V	80V-430V	750W	5.2m³/h	75m	1.5"	< 430V	
3SPE4-15D110V	110V	NA	110V-150V	1100W	6.0m³/h	84m	1.5"	< 210V	
3SPE4-15DA150V	150V	85-280V	80V-430V	1100W	6.0m³/h	84m	1.5"	< 430V	
3SPE5-20D110V	110V	NA	110V-150V	1500W	7.5m³/h	78m	1.5"	< 210V	
3SPE5-20DA110V	200V	85-280V	80V-430V	1500W	7.5m³/h	78m	1.5"	< 430V	

NOTE: Franklin Electric reserves the right to amend specification without prior notice.

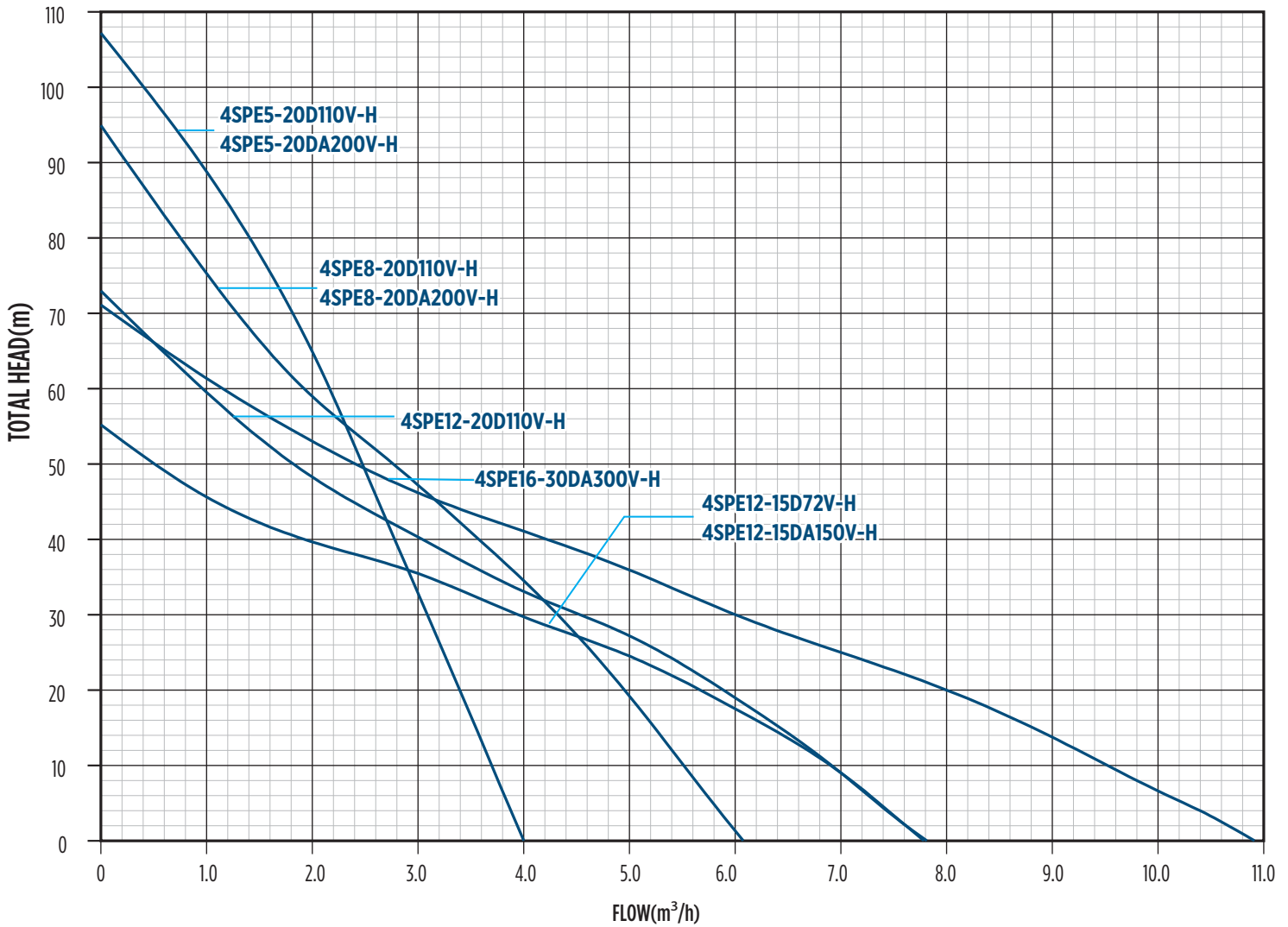
Performance Curve - 4SPE



Performance Table

Pump Model	Motor Rated Voltage	AC Input Voltage Range	Optimum Input Voltage (DC)	Power	Max. Flow	Max. Head	Outlet	Solar Panel	
								Open Circuit Voltage (VOC)	Power
4SPE3-15D72V	72V	NA	90V-120V	1100W	4.5m ³ /h	110m	1.5"	< 210V	Minimum 1.3 x Rated Power
4SPE3-15D110V	110V	NA	110V-150V	1100W	4.5m ³ /h	110m	1.5"	< 210V	
4SPE4-10D48V	48V	NA	60V-90V	750W	6.0m ³ /h	56m	1.25"	< 105V	
4SPE4-10D72V	72V	NA	90V-120V	750W	6.0m ³ /h	56m	1.25"	< 160V	
4SPE4-10DA110V	110V	85V-280V	80V-430V	750W	6.0m ³ /h	56m	1.25"	< 430V	
4SPE4-15D72V	72V	NA	90V-120V	1100W	6.0m ³ /h	84m	1.25"	< 160V	
4SPE4-15D110V	110V	NA	110V-150V	1100W	6.0m ³ /h	84m	1.25"	< 210V	
4SPE4-15DA150V	150V	85V-280V	80V-430V	1100W	6.0m ³ /h	84m	1.25"	< 430V	
4SPE4-20D110V	110V	NA	110V-150V	1500W	6.0m ³ /h	135m	1.25"	< 210V	
4SPE4-20DA200V	200V	85V-280V	80V-430V	1500W	6.0m ³ /h	135m	1.25"	< 430V	
4SPE6-20D110V	110V	NA	110V-150V	1500W	9.0m ³ /h	85m	2"	< 210V	
4SPE6-20DA200V	200V	85V-280V	80V-430V	1500W	9.0m ³ /h	85m	2"	< 430V	

Performance Curve - 4SPE-H

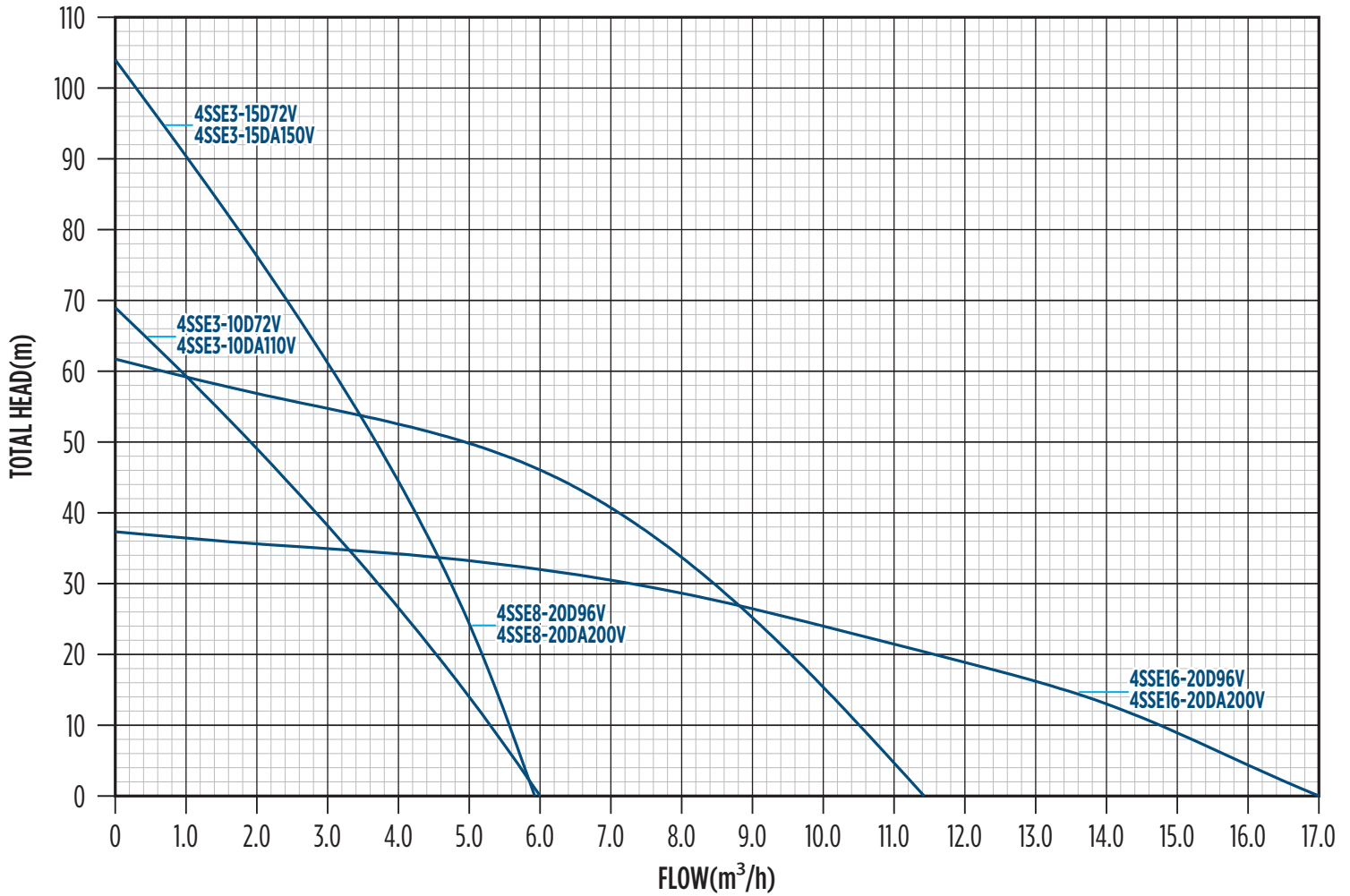


Performance Table

Pump Model	Motor Rated Voltage	AC Input Voltage Range	Optimum Input Voltage (DC)	Power	Max. Flow	Max. Head	Outlet	Solar Panel	
								Open Circuit Voltage (VOC)	Power
4SPE5-20D110V-H	110V	NA	110V-150V	1500W	7.5m ³ /h	100m	2"	< 210V	Minimum 1.3 x Rated Power
4SPE5-20DA200V-H	200V	85V-280V	80V-430V	1500W	7.5m ³ /h	110m	2"	< 430V	
4SPE8-20D110V-H	110V	NA	110V-150V	1500W	11.5m ³ /h	100m	2"	< 210V	
4SPE8-20DA200V-H	200V	85V-280V	80V-430V	1500W	11.5m ³ /h	100m	2"	< 430V	
4SPE12-20D110V-H	110V	NA	110V-150V	1500W	15.5m ³ /h	65m	2"	< 210V	
4SPE12-15D72V-H	72V	NA	90V-120V	1100W	15.0m ³ /h	55m	2"	< 160V	
4SPE12-15DA150V-H	150V	85V-280V	80V-430V	1100W	15.0m ³ /h	55m	2"	< 430V	
4SPE16-30DA300V-H	300V	85V-280V	80V-430V	2200W	22.0m ³ /h	70m	2"	< 430V	

NOTE: Franklin Electric reserves the right to amend specification without prior notice.

Performance Curve - 4SSE



Performance Table

Pump Model	Motor Rated Voltage	AC Input Voltage Range	Optimum Input Voltage (DC)	Power	Max. Flow	Max. Head	Outlet	Solar Panel	
								Open Circuit Voltage (VOC)	Power
4SSE3-10D72V	72V	NA	90V-120V	750W	5.2m³/h	67m	1.25"	< 160V	Minimum 1.3 x Rated Power
4SSE3-10DA110V	110V	85V-280V	80V-430V	750W	5.2m³/h	67m	1.25"	< 430V	
4SSE3-15D72V	72V	NA	90V-120V	1100W	5.2m³/h	101m	1.25"	< 160V	
4SSE3-15DA150V	150V	85V-280V	80V-430V	1100W	5.2m³/h	101m	1.25"	< 430V	
4SSE8-20D110V	110V	NA	110V-150V	1500W	11.0m³/h	60m	2"	< 210V	
4SSE8-20DA200V	200V	85V-280V	80V-430V	1500W	11.0m³/h	60m	2"	< 430V	
4SSE16-20D110V	110V	NA	110V-150V	1500W	19.0m³/h	35m	2"	< 210V	
4SSE16-20DA200V	200V	85V-280V	80V-430V	1500W	19.0m³/h	35m	2"	< 430V	

NOTE: Franklin Electric reserves the right to amend specification without prior notice.



COVERCO is a long recognized Italian manufacturer of high-quality submersible motors with more than 50 years of experience in the industry. FRANKLIN ELECTRIC acquired COVERCO in year 2002, further strengthening COVERCO R&D capability, production capacity, sales, and service networks, delivering expanded product portfolio around the globe.

Franklin Electric (SEA) Pte Ltd

ASEAN | Bangladesh | Pakistan | Sri Lanka

17 Changi Business Park Central 1 | #06-05 Honeywell Building | Singapore 486073

Tel +65 6789 6865 - Fax +65 6789 0155



www.franklinwatersea.com



00112.0 ed 09/2023