

Schaefer Legend

50Hz

*Schaefer
Legend*



Franklin Electric

4” Submersible Pumps

| | |
|---|-----------|
| Legend Tri-Seal Pumps | 2 |
| 18 LPM Tri-Seal..... | 4 |
| 25 LPM Tri-Seal..... | 6 |
| 30 LPM Tri-Seal..... | 8 |
| 45 LPM Tri-Seal..... | 10 |
| 60 LPM Tri-Seal..... | 12 |
| 70 LPM Tri-Seal..... | 14 |
| | |
| Legend High Capacity Pumps | 16 |
| 100 LPM High Capacity..... | 18 |
| 150 LPM High Capacity..... | 20 |
| 200 LPM High Capacity..... | 22 |
| 270 LPM High Capacity..... | 24 |

4" Legend TRI-SEAL

The standard Schaefer Legend 4" submersible pump features the new Tri-Seal floating stage system. This new stage system further improves efficiency and protects against wear when pumping abrasives like sand.



Features

- 300 series stainless steel hub floats with the impeller maintaining a positive seal.
- Phenolic washer provides downthrust protection.
- Celcon® impeller provides high efficiency performance and abrasion resistance.
- Noryl® diffuser and disc - proven abrasion resistant material.
- Floating stage design allows impeller to float independently.
- Removable, spring-loaded check valve.
- Maximum water temperature: 120 °F / 49 °C.
- Ceramic shaft sleeve and rubber discharge bearing protect shaft and eliminate sand wear.
- Powered by Franklin Electric corrosion resistant 4" submersible motors.

Celcon® is a Registered Trademark of the Celanese Corporation.

Noryl® is a Registered Trademark of G.E.

Patented impeller hub seal system seals radially and axially to prevent fluid recirculation, providing high performance in the harshest conditions.

CSA CERTIFIED
PUMP END ONLY



Drinking Water
NSF/ANSI 61

Tri-Seal™ Floating Stage System

U.S. Patent No. 7,290,984

Seal 1

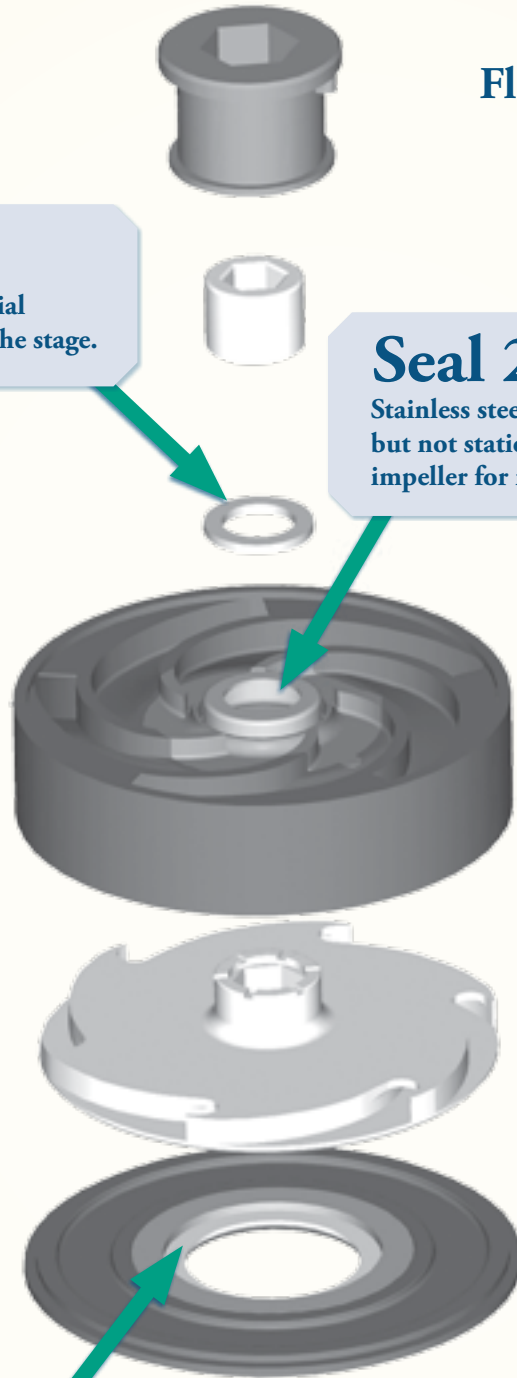
Phenolic washer provides axial sealing as impeller floats in the stage.

Seal 2

Stainless steel hub seal is captured but not stationary, floating with the impeller for maximum sealing.

Seal 3

Stainless steel impeller eye seal.



18 LPM Tri-Seal

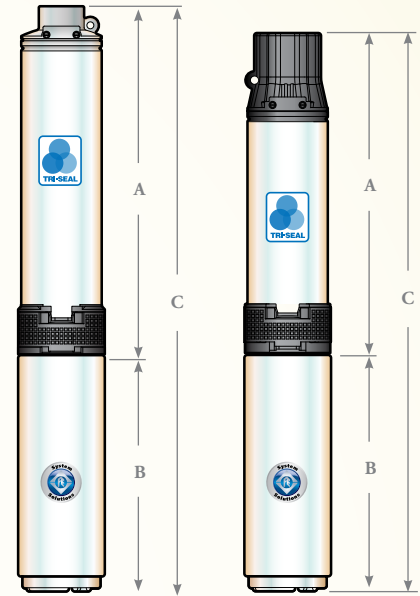
18 LPM Tri-Seal Ordering Information

Plastic

| LPM | HP | kW | Stages | Model Description | Order No. |
|-----|-----|------|--------|-------------------|-----------|
| 18 | 1/2 | 0.37 | 9 | 18LD05P4-PEXB | 95610506 |
| | 3/4 | 0.55 | 13 | 18LD07P4-PEXB | 95610511 |
| | 1 | 0.75 | 17 | 18LD1P4-PEXB | 95610516 |
| | 1.5 | 1.1 | 26 | 18LD15P4-PEXB | 95610521 |

Stainless Steel

| LPM | HP | kW | Stages | Model Description | Order No. |
|-----|-----|------|--------|-------------------|-----------|
| 18 | 1/2 | 0.37 | 9 | 18LD05S4-PEXB | 95630506 |
| | 3/4 | 0.55 | 13 | 18LD07S4-PEXB | 95630511 |
| | 1 | 0.75 | 17 | 18LD1S4-PEXB | 95630516 |
| | 1.5 | 1.1 | 26 | 18LD15S4-PEXB | 95630521 |
| | 2 | 1.5 | 35 | 18LD2S4-PEXB | 95630526 |



18 LPM Tri-Seal Dimensional Data

Plastic

| LPM | HP | kW | 3-Phase | | | 3-Wire | | | P.E. Weight (kg) |
|-----|-----|------|---------|--------|--------|--------|--------|--------|------------------|
| | | | A (mm) | B (mm) | C (mm) | A (mm) | B (mm) | C (mm) | |
| 18 | 1/2 | 0.37 | 370 | 242 | 611 | 370 | 242 | 611 | 3 |
| | 3/4 | 0.55 | 453 | 270 | 724 | 453 | 270 | 724 | 4 |
| | 1 | 0.75 | 535 | 298 | 833 | 535 | 298 | 833 | 5 |
| | 1.5 | 1.1 | 775 | 298 | 1073 | 775 | 345 | 1120 | 6 |

Stainless Steel

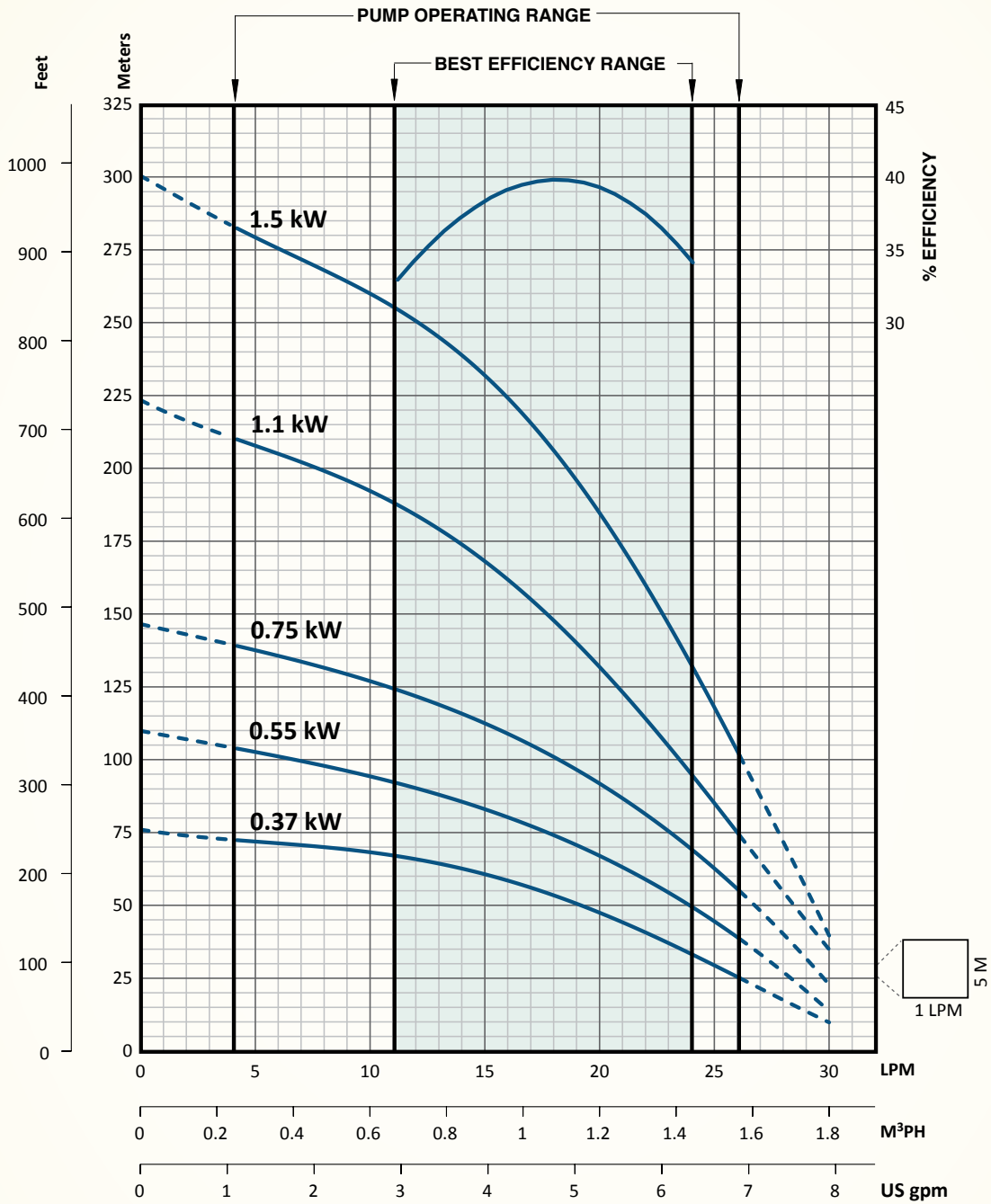
| LPM | HP | kW | 3-Phase | | | 3-Wire | | | P.E. Weight (kg) |
|-----|-----|------|---------|--------|--------|--------|--------|--------|------------------|
| | | | A (mm) | B (mm) | C (mm) | A (mm) | B (mm) | C (mm) | |
| 18 | 1/2 | 0.37 | 366 | 242 | 607 | 366 | 242 | 607 | 4 |
| | 3/4 | 0.55 | 449 | 270 | 719 | 449 | 270 | 719 | 5 |
| | 1 | 0.75 | 533 | 298 | 831 | 533 | 298 | 831 | 6 |
| | 1.5 | 1.1 | 774 | 298 | 1072 | 774 | 345 | 1119 | 7 |
| | 2 | 1.5 | 961 | 345 | 1307 | 961 | 384 | 1345 | 8 |

Note: P.E. – Pump end only

Product dimensions assume the FPS pump end is assembled to a 4" Franklin Electric submersible motor.

Maximum diameter with cable guard is 99.1 mm

18 LPM Tri-Seal Performance Curves



25 LPM Tri-Seal

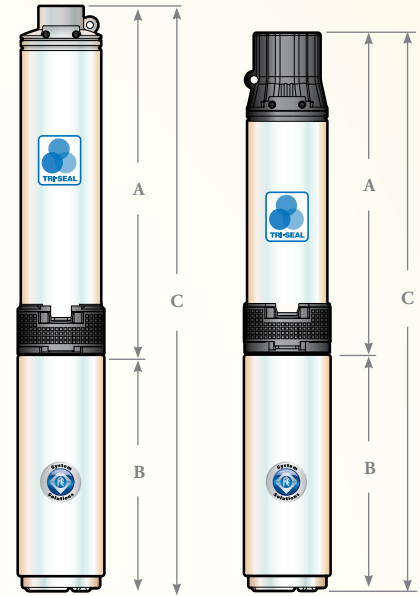
25 LPM Tri-Seal Ordering Information

Plastic

| LPM | HP | kW | Stages | Model Description | Order No. |
|-----|-----|------|--------|-------------------|-----------|
| 25 | 1/2 | 0.37 | 8 | 25LD05P4-PEXB | 95610706 |
| | 3/4 | 0.55 | 12 | 25LD07P4-PEXB | 95610711 |
| | 1 | 0.75 | 16 | 25LD1P4-PEXB | 95610716 |
| | 1.5 | 1.1 | 24 | 25LD15P4-PEXB | 95610721 |

Stainless Steel

| LPM | HP | kW | Stages | Model Description | Order No. |
|-----|-----|------|--------|-------------------|-----------|
| 25 | 1/2 | 0.37 | 8 | 25LD05S4-PEXB | 95630706 |
| | 3/4 | 0.55 | 12 | 25LD07S4-PEXB | 95630711 |
| | 1 | 0.75 | 16 | 25LD1S4-PEXB | 95630716 |
| | 1.5 | 1.1 | 24 | 25LD15S4-PEXB | 95630721 |
| | 2 | 1.5 | 32 | 25LD2S4-PEXB | 95630726 |



25 LPM Tri-Seal Dimensional Data

Plastic

| LPM | HP | kW | 3-Phase | | | 3-Wire | | | P.E. Weight (kg) |
|-----|-----|------|---------|--------|--------|--------|--------|--------|------------------|
| | | | A (mm) | B (mm) | C (mm) | A (mm) | B (mm) | C (mm) | |
| 25 | 1/2 | 0.37 | 349 | 242 | 591 | 349 | 242 | 591 | 2 |
| | 3/4 | 0.55 | 431 | 270 | 702 | 431 | 270 | 702 | 3 |
| | 1 | 0.75 | 514 | 298 | 812 | 514 | 298 | 812 | 5 |
| | 1.5 | 1.1 | 680 | 298 | 978 | 680 | 345 | 1026 | 6 |

Stainless Steel

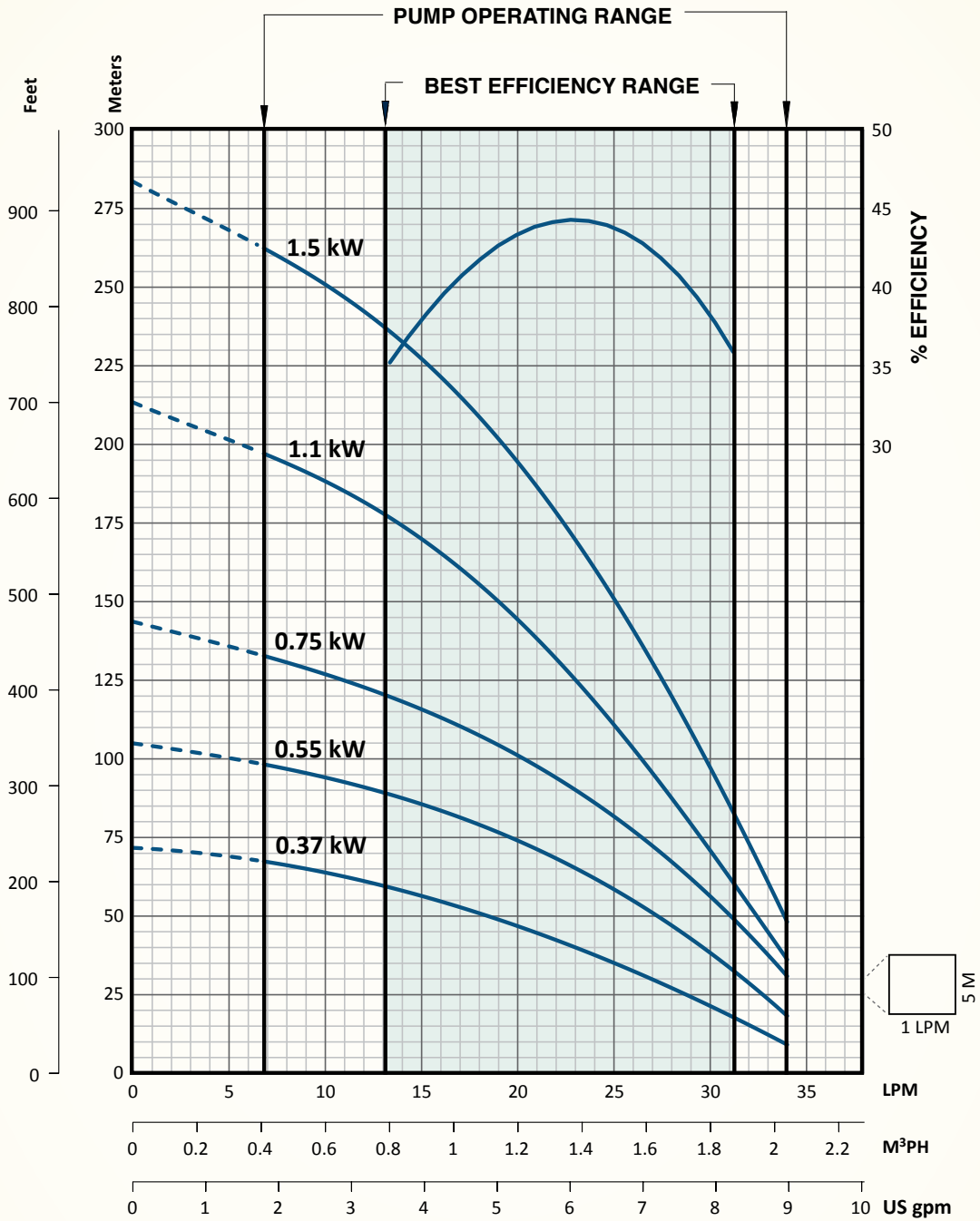
| LPM | HP | kW | 3-Phase | | | 3-Wire | | | P.E. Weight (kg) |
|-----|-----|------|---------|--------|--------|--------|--------|--------|------------------|
| | | | A (mm) | B (mm) | C (mm) | A (mm) | B (mm) | C (mm) | |
| 25 | 1/2 | 0.37 | 345 | 242 | 586 | 345 | 242 | 586 | 3 |
| | 3/4 | 0.55 | 428 | 270 | 699 | 428 | 270 | 699 | 5 |
| | 1 | 0.75 | 512 | 298 | 810 | 512 | 298 | 810 | 6 |
| | 1.5 | 1.1 | 679 | 298 | 977 | 679 | 345 | 1024 | 7 |
| | 2 | 1.5 | 899 | 345 | 1244 | 899 | 384 | 1282 | 9 |

Note: P.E. – Pump end only

Product dimensions assume the FPS pump end is assembled to a 4" Franklin Electric submersible motor.

Maximum diameter with cable guard is 99.1 mm

25 LPM Tri-Seal Performance Curves



30 LPM Tri-Seal

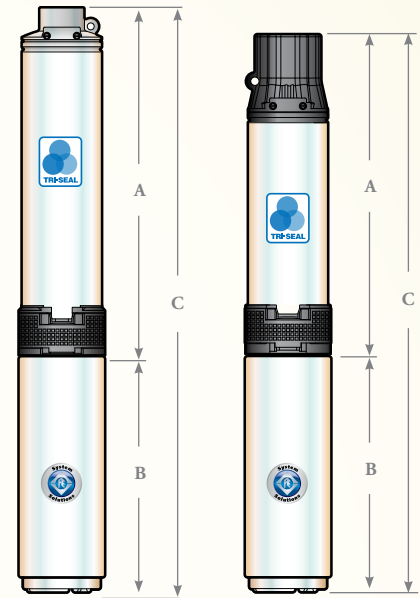
30 LPM Tri-Seal Ordering Information

Plastic

| LPM | HP | kW | Stages | Model Description | Order No. |
|-----|-----|------|--------|-------------------|-----------|
| 30 | 1/2 | 0.37 | 6 | 30LD05P4-PEXB | 95611006 |
| | 3/4 | 0.55 | 8 | 30LD07P4-PEXB | 95611011 |
| | 1 | 0.75 | 12 | 30LD1P4-PEXB | 95611016 |
| | 1.5 | 1.1 | 18 | 30LD15P4-PEXB | 95611021 |

Stainless Steel

| LPM | HP | kW | Stages | Model Description | Order No. |
|-----|-----|------|--------|-------------------|-----------|
| 30 | 1/2 | 0.37 | 6 | 30LD05S4-PEXB | 95631006 |
| | 3/4 | 0.55 | 8 | 30LD07S4-PEXB | 95631011 |
| | 1 | 0.75 | 12 | 30LD1S4-PEXB | 95631016 |
| | 1.5 | 1.1 | 18 | 30LD15S4-PEXB | 95631021 |
| | 2 | 1.5 | 24 | 30LD2S4-PEXB | 95631026 |
| | 3 | 2.2 | 37 | 30LD3S4-PEXB | 95631031 |
| | 5 | 3.7 | 59 | 30LD5S4-PEXB | 95631036 |
| | 7.5 | 5.5 | 78 | 30LD7S4-PEXB | 95631041 |



30 LPM Tri-Seal Dimensional Data

Plastic

| LPM | HP | kW | 3-Phase | | | 3-Wire | | | P.E. Weight (kg) |
|-----|-----|------|---------|--------|--------|--------|--------|--------|------------------|
| | | | A (mm) | B (mm) | C (mm) | A (mm) | B (mm) | C (mm) | |
| 30 | 1/2 | 0.37 | 320 | 242 | 561 | 320 | 242 | 561 | 2 |
| | 3/4 | 0.55 | 364 | 270 | 634 | 364 | 270 | 634 | 3 |
| | 1 | 0.75 | 465 | 298 | 763 | 465 | 298 | 763 | 3 |
| | 1.5 | 1.1 | 647 | 298 | 945 | 647 | 345 | 992 | 5 |

Stainless Steel

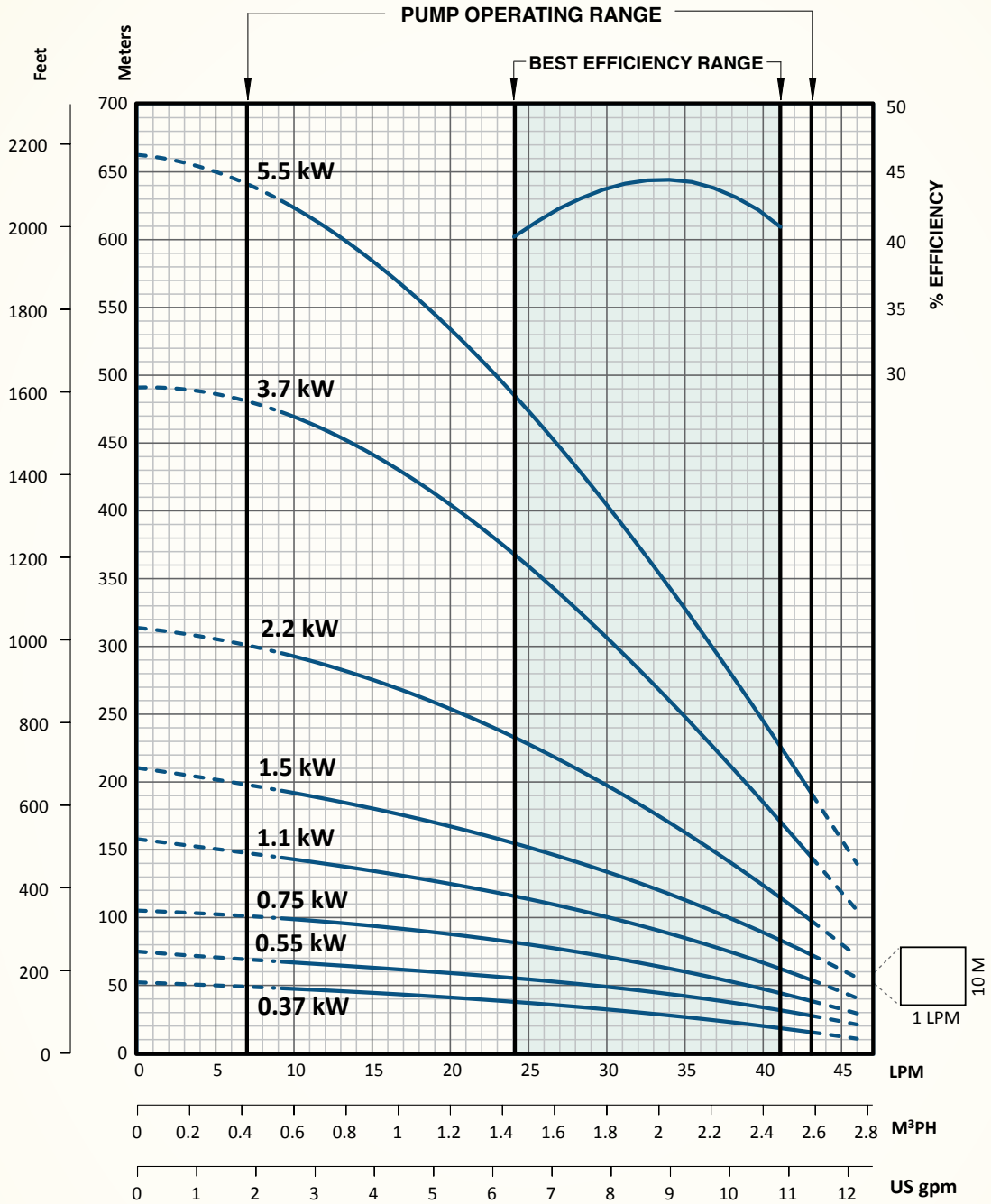
| LPM | HP | kW | 3-Phase | | | 3-Wire | | | P.E. Weight (kg) |
|-----|-----|------|---------|--------|--------|--------|--------|--------|------------------|
| | | | A (mm) | B (mm) | C (mm) | A (mm) | B (mm) | C (mm) | |
| 30 | 1/2 | 0.37 | 315 | 242 | 556 | 315 | 242 | 556 | 4 |
| | 3/4 | 0.55 | 359 | 270 | 629 | 359 | 270 | 629 | 4 |
| | 1 | 0.75 | 453 | 298 | 751 | 453 | 298 | 751 | 5 |
| | 1.5 | 1.1 | 642 | 298 | 940 | 642 | 345 | 987 | 7 |
| | 2 | 1.5 | 780 | 345 | 1125 | 780 | 384 | 1163 | 8 |
| | 3 | 2.2 | 1076 | 407 | 1484 | 1076 | 484 | 1560 | 9 |
| | 5 | 3.7 | 1676 | 589 | 2265 | 1676 | 741 | 2417 | 15 |
| | 7.5 | 5.5 | 2166 | 741 | 2907 | N/A | N/A | N/A | 19 |

Note: P.E. – Pump end only

Product dimensions assume the FPS pump end is assembled to a 4" Franklin Electric submersible motor.

Maximum diameter with cable guard is 99.1 mm

30 LPM Tri-Seal Performance Curves



45 LPM Tri-Seal

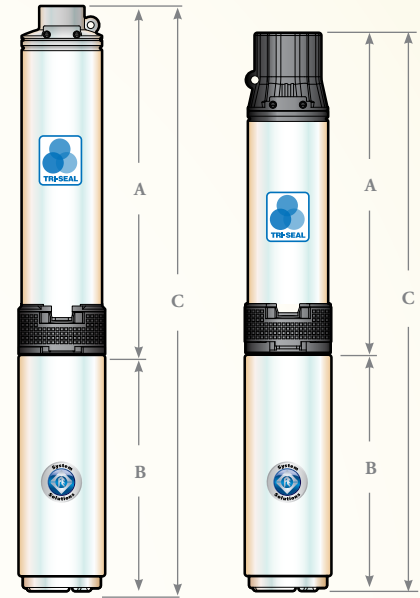
45 LPM Tri-Seal Ordering Information

Plastic

| LPM | HP | kW | Stages | Model Description | Order No. |
|-----|-----|------|--------|-------------------|-----------|
| 45 | 1/2 | 0.37 | 4 | 45LD05P4-PEXB | 95611506 |
| | 3/4 | 0.55 | 8 | 45LD07P4-PEXB | 95611511 |
| | 1 | 0.75 | 10 | 45LD1P4-PEXB | 95611516 |
| | 1.5 | 1.1 | 15 | 45LD15P4-PEXB | 95611521 |

Stainless Steel

| LPM | HP | kW | Stages | Model Description | Order No. |
|-----|-----|------|--------|-------------------|-----------|
| 45 | 1/2 | 0.37 | 4 | 45LD05S4-PEXB | 95631506 |
| | 3/4 | 0.55 | 8 | 45LD07S4-PEXB | 95631511 |
| | 1 | 0.75 | 10 | 45LD1S4-PEXB | 95631516 |
| | 1.5 | 1.1 | 15 | 45LD15S4-PEXB | 95631521 |
| | 2 | 1.5 | 19 | 45LD2S4-PEXB | 95631526 |
| | 3 | 2.2 | 31 | 45LD3S4-PEXB | 95631531 |
| | 5 | 3.7 | 46 | 45LD5S4-PEXB | 95631536 |
| | 7.5 | 5.5 | 62 | 45LD7S4-PEXB | 95631541 |



45 LPM Tri-Seal Dimensional Data

Plastic

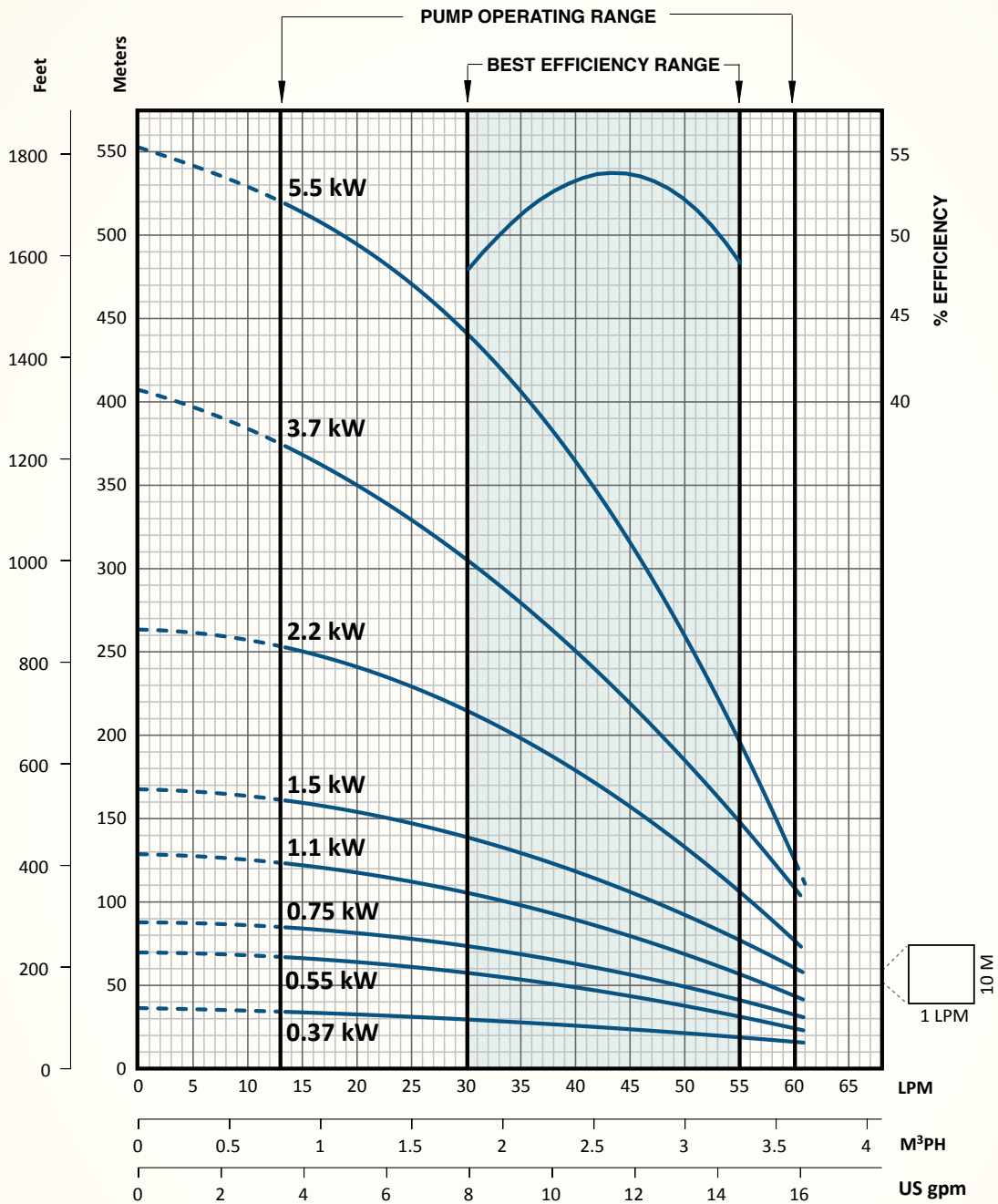
| LPM | HP | kW | 3-Phase | | | 3-Wire | | | P.E. Weight (kg) |
|-----|-----|------|---------|--------|--------|--------|--------|--------|------------------|
| | | | A (mm) | B (mm) | C (mm) | A (mm) | B (mm) | C (mm) | |
| 45 | 1/2 | 0.37 | 279 | 242 | 520 | 281 | 241 | 522 | 2 |
| | 3/4 | 0.55 | 363 | 270 | 633 | 363 | 270 | 633 | 3 |
| | 1 | 0.75 | 410 | 298 | 708 | 410 | 298 | 708 | 3 |
| | 1.5 | 1.1 | 525 | 298 | 823 | 525 | 345 | 871 | 5 |

Stainless Steel

| LPM | HP | kW | 3-Phase | | | 3-Wire | | | P.E. Weight (kg) |
|-----|-----|------|---------|--------|--------|--------|--------|--------|------------------|
| | | | A (mm) | B (mm) | C (mm) | A (mm) | B (mm) | C (mm) | |
| 45 | 1/2 | 0.37 | 269 | 242 | 510 | 269 | 242 | 510 | 3 |
| | 3/4 | 0.55 | 361 | 270 | 631 | 361 | 270 | 631 | 4 |
| | 1 | 0.75 | 407 | 298 | 705 | 407 | 298 | 705 | 4 |
| | 1.5 | 1.1 | 521 | 298 | 819 | 521 | 345 | 867 | 6 |
| | 2 | 1.5 | 665 | 345 | 1010 | 665 | 384 | 1048 | 7 |
| | 3 | 2.2 | 940 | 407 | 1347 | 940 | 484 | 1423 | 9 |
| | 5 | 3.7 | 1379 | 589 | 1968 | 1379 | 741 | 2120 | 14 |
| | 7.5 | 5.5 | 1745 | 741 | 2486 | N/A | N/A | N/A | 18 |

Note: P.E. – Pump end only
 Product dimensions assume the FPS pump end is assembled to a 4" Franklin Electric submersible motor.
 Maximum diameter with cable guard is 99.1 mm

45 LPM Tri-Seal Performance Curves



60 LPM Tri-Seal

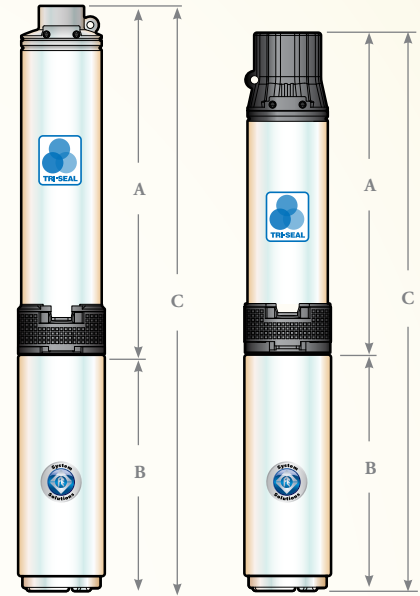
60 LPM Tri-Seal Ordering Information

Plastic

| LPM | HP | kW | Stages | Model Description | Order No. |
|-----|-----|------|--------|-------------------|-----------|
| 60 | 3/4 | 0.55 | 6 | 60LD07P4-PEXB | 95612006 |
| | 1 | 0.75 | 8 | 60LD1P4-PEXB | 95612011 |
| | 1.5 | 1.1 | 11 | 60LD15P4-PEXB | 95612016 |

Stainless Steel

| LPM | HP | kW | Stages | Model Description | Order No. |
|-----|-----|------|--------|-------------------|-----------|
| 60 | 3/4 | 0.55 | 6 | 60LD07S4-PEXB | 95632006 |
| | 1 | 0.75 | 8 | 60LD1S4-PEXB | 95632011 |
| | 1.5 | 1.1 | 11 | 60LD15S4-PEXB | 95632016 |
| | 2 | 1.5 | 16 | 60LD2S4-PEXB | 95632021 |
| | 3 | 2.2 | 26 | 60LD3S4-PEXB | 95632026 |
| | 5 | 3.7 | 39 | 60LD5S4-PEXB | 95632036 |
| | 7.5 | 5.5 | 52 | 60LD7S4-PEXB | 95632041 |



60 LPM Tri-Seal Dimensional Data

Plastic

| LPM | HP | kW | 3-Phase | | | 3-Wire | | | P.E. Weight (kg) |
|-----|-----|------|---------|--------|--------|--------|--------|--------|------------------|
| | | | A (mm) | B (mm) | C (mm) | A (mm) | B (mm) | C (mm) | |
| 60 | 3/4 | 0.55 | 368 | 270 | 639 | 368 | 270 | 639 | 3 |
| | 1 | 0.75 | 430 | 298 | 728 | 430 | 298 | 728 | 4 |
| | 1.5 | 1.1 | 524 | 298 | 822 | 524 | 345 | 870 | 4 |

Stainless Steel

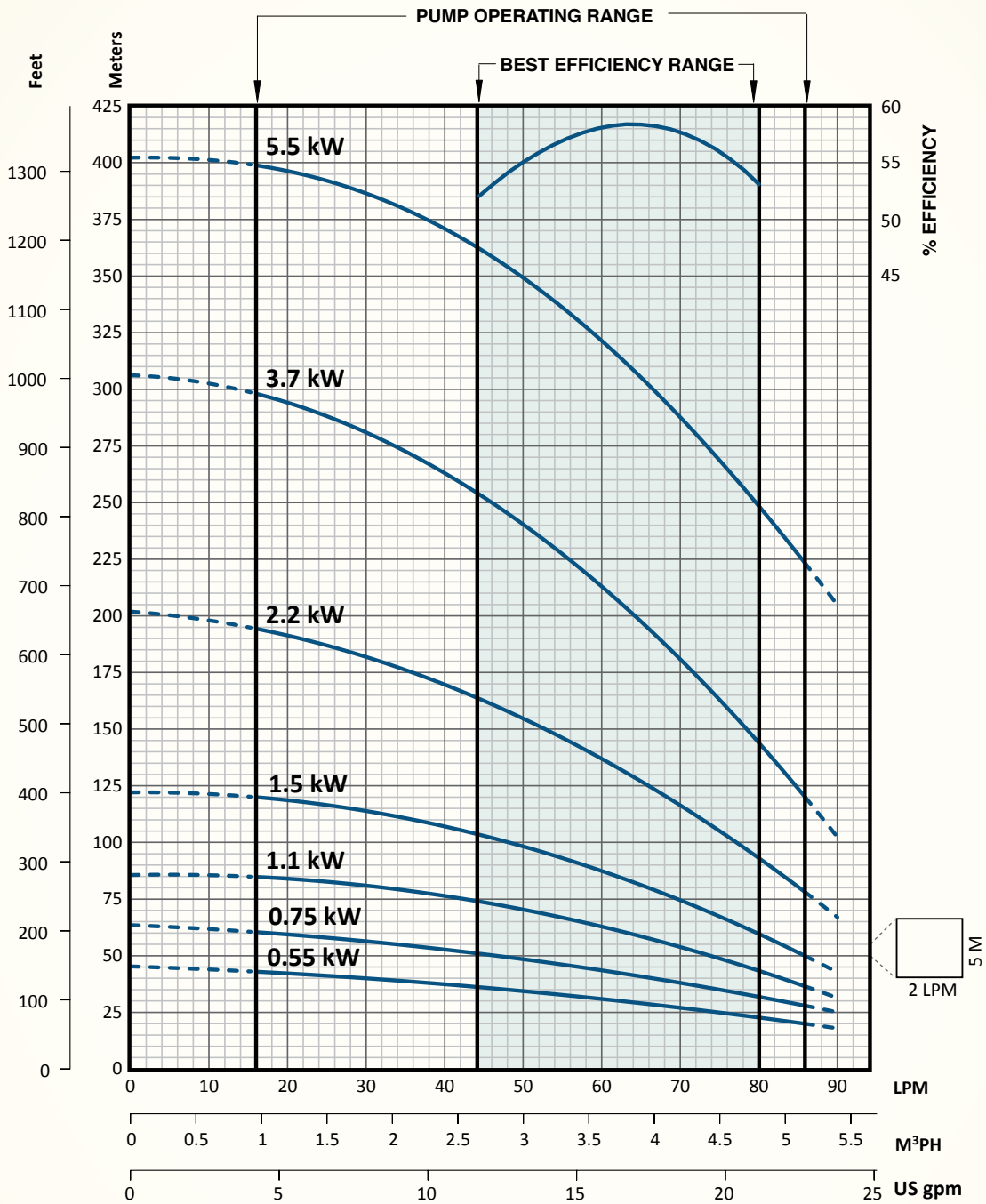
| LPM | HP | kW | 3-Phase | | | 3-Wire | | | P.E. Weight (kg) |
|-----|-----|------|---------|--------|--------|--------|--------|--------|------------------|
| | | | A (mm) | B (mm) | C (mm) | A (mm) | B (mm) | C (mm) | |
| 60 | 3/4 | 0.55 | 364 | 270 | 634 | 364 | 270 | 634 | 4 |
| | 1 | 0.75 | 426 | 298 | 724 | 426 | 298 | 724 | 4 |
| | 1.5 | 1.1 | 520 | 298 | 818 | 520 | 345 | 865 | 6 |
| | 2 | 1.5 | 674 | 345 | 1020 | 674 | 384 | 1058 | 6 |
| | 3 | 2.2 | 1038 | 407 | 1445 | 1038 | 484 | 1522 | 8 |
| | 5 | 3.7 | 1544 | 589 | 2133 | 1544 | 741 | 2285 | 13 |
| | 7.5 | 5.5 | 1948 | 741 | 2689 | N/A | N/A | N/A | 16 |

Note: P.E. – Pump end only

Product dimensions assume the FPS pump end is assembled to a 4" Franklin Electric submersible motor.

Maximum diameter with cable guard is 99.1 mm

60 LPM Tri-Seal Performance Curves



60 LPM Tri-Seal

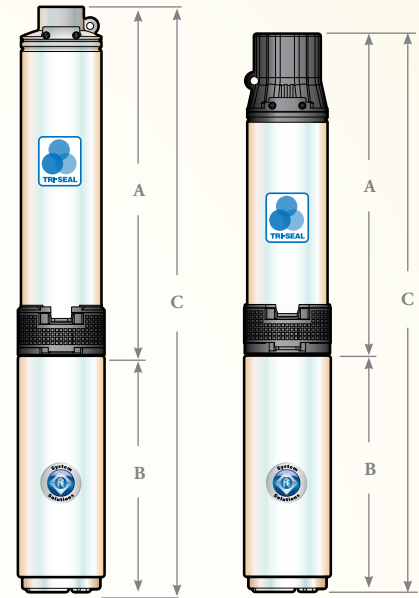
70 LPM Tri-Seal Ordering Information

Plastic

| LPM | HP | kW | Stages | Model Description | Order No. |
|-----|-----|------|--------|-------------------|-----------|
| 70 | 1 | 0.75 | 7 | 70LD1P4-PEXB | 95612506 |
| | 1.5 | 1.1 | 10 | 70LD15P4-PEXB | 95612511 |

Stainless Steel

| LPM | HP | kW | Stages | Model Description | Order No. |
|-----|-----|------|--------|-------------------|-----------|
| 70 | 1 | 0.75 | 7 | 70LD1S4-PEXB | 95632506 |
| | 1.5 | 1.1 | 10 | 70LD15S4-PEXB | 95632511 |
| | 2 | 1.5 | 14 | 70LD2S4-PEXB | 95632516 |
| | 3 | 2.2 | 22 | 70LD3S4-PEXB | 95632521 |
| | 5 | 3.7 | 35 | 70LD5S4-PEXB | 95632536 |
| | 7.5 | 5.5 | 44 | 70LD7S4-PEXB | 95632541 |



70 LPM Tri-Seal Dimensional Data

Plastic

| LPM | HP | kW | 3-Phase | | | 3-Wire | | | P.E. Weight (kg) |
|-----|-----|------|---------|--------|--------|--------|--------|--------|------------------|
| | | | A (mm) | B (mm) | C (mm) | A (mm) | B (mm) | C (mm) | |
| 70 | 1 | 0.75 | 399 | 298 | 697 | 399 | 298 | 697 | 4 |
| | 1.5 | 1.1 | 493 | 298 | 791 | 493 | 345 | 839 | 5 |

Stainless Steel

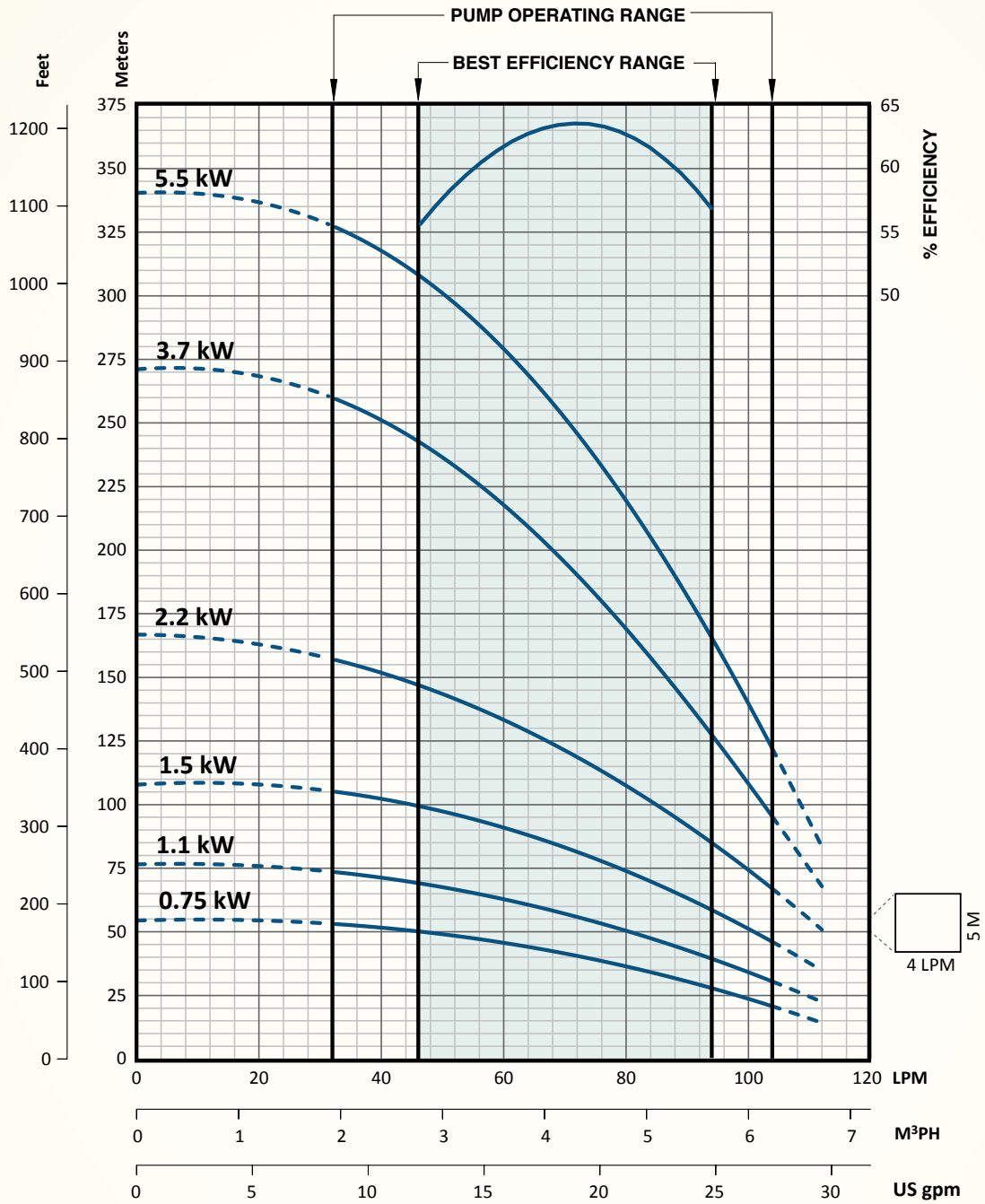
| LPM | HP | kW | 3-Phase | | | 3-Wire | | | P.E. Weight (kg) |
|-----|-----|------|---------|--------|--------|--------|--------|--------|------------------|
| | | | A (mm) | B (mm) | C (mm) | A (mm) | B (mm) | C (mm) | |
| 70 | 1 | 0.75 | 395 | 298 | 693 | 395 | 298 | 693 | 4 |
| | 1.5 | 1.1 | 488 | 298 | 786 | 488 | 345 | 834 | 5 |
| | 2 | 1.5 | 612 | 345 | 958 | 612 | 384 | 996 | 6 |
| | 3 | 2.2 | 913 | 407 | 1321 | 913 | 484 | 1397 | 7 |
| | 5 | 3.7 | 1420 | 589 | 2009 | 1420 | 741 | 2161 | 12 |
| | 7.5 | 5.5 | 1699 | 741 | 2440 | N/A | N/A | N/A | 14 |

Note: P.E. – Pump end only

Product dimensions assume the FPS pump end is assembled to a 4" Franklin Electric submersible motor.

Maximum diameter with cable guard is 99.1 mm

60 LPM Tri-Seal Performance Curves



4" Legend TRI-SEAL

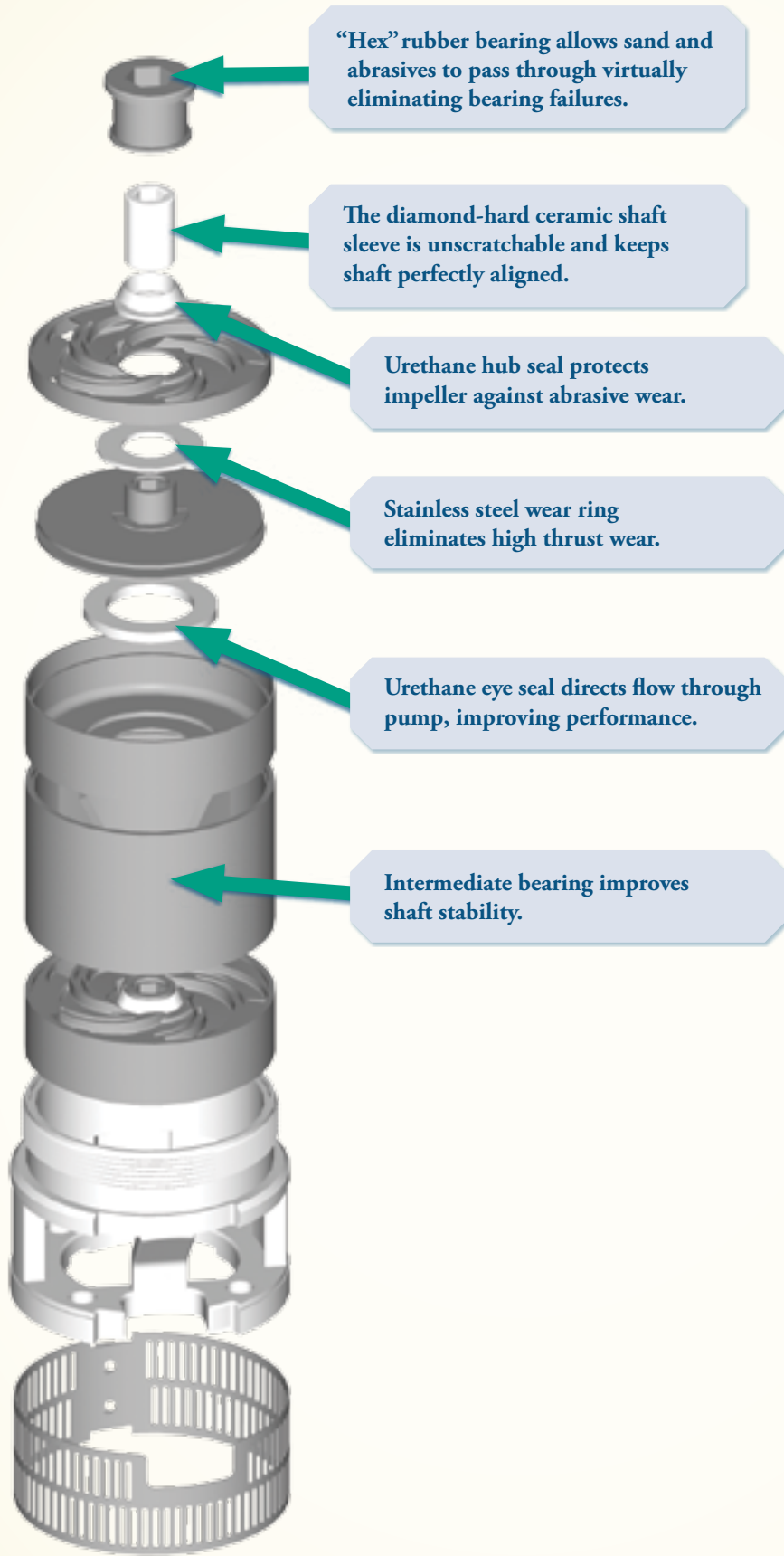
The Schaefer Legend High Capacity pump is engineered for commercial, irrigation and residential use. Design advancements reduce efficiency losses caused by internal pump leakage and abrasives.

Features

- 4 performance ranges: 100, 150, 200 & 270 LPM.
- Stainless steel discharge head and motor bracket.
- High flow impellers and stages are glass-filled Noryl for maximum efficiency.
- Ceramic shaft sleeve and rubber discharge bearing eliminates sand wear.
- Intermediate bearing for increased shaft stability.
- Floating eye and hub seals improve performance and efficiency.
- Stainless steel hex pump shaft, shell and shaft coupling.
- High capacity upthrust assembly for protection during start-up and operation (150, 200 & 270 LPM models).
- Powered by Franklin Electric's corrosion-resistant 4" submersible motor.
- 2" BSPP discharge threads.
- External check valve must be ordered separately.



4" Submersible Pumps



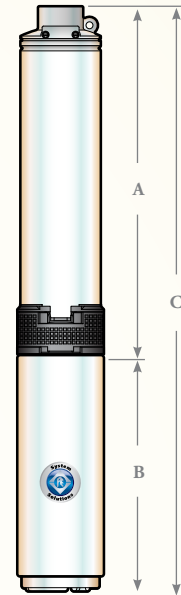
4" Submersible Pumps

100 LPM High-Capacity

100 LPM Hi-Cap Ordering Information

Stainless Steel

| LPM | HP | kW | Stages | Model Description | Order No. |
|-----|-----|------|--------|-------------------|-----------|
| 100 | 3/4 | 0.55 | 6 | 100LD07S4-PEXB | 93446306 |
| | 1 | 0.75 | 8 | 100LD1S4-PEXB | 93446308 |
| | 1.5 | 1.1 | 10 | 100LD15S4-PEXB | 93446310 |
| | 2 | 1.5 | 14 | 100LD2S4-PEXB | 93446314 |
| | 3 | 2.2 | 22 | 100LD3S4-PEXB | 93446322 |
| | 5 | 3.7 | 34 | 100LD5S4-PEXB | 93446334 |
| | 7.5 | 5.5 | 42 | 100LD7S4-PEXB | 93446342 |



100 LPM Hi-Cap Dimensional Data

Stainless Steel

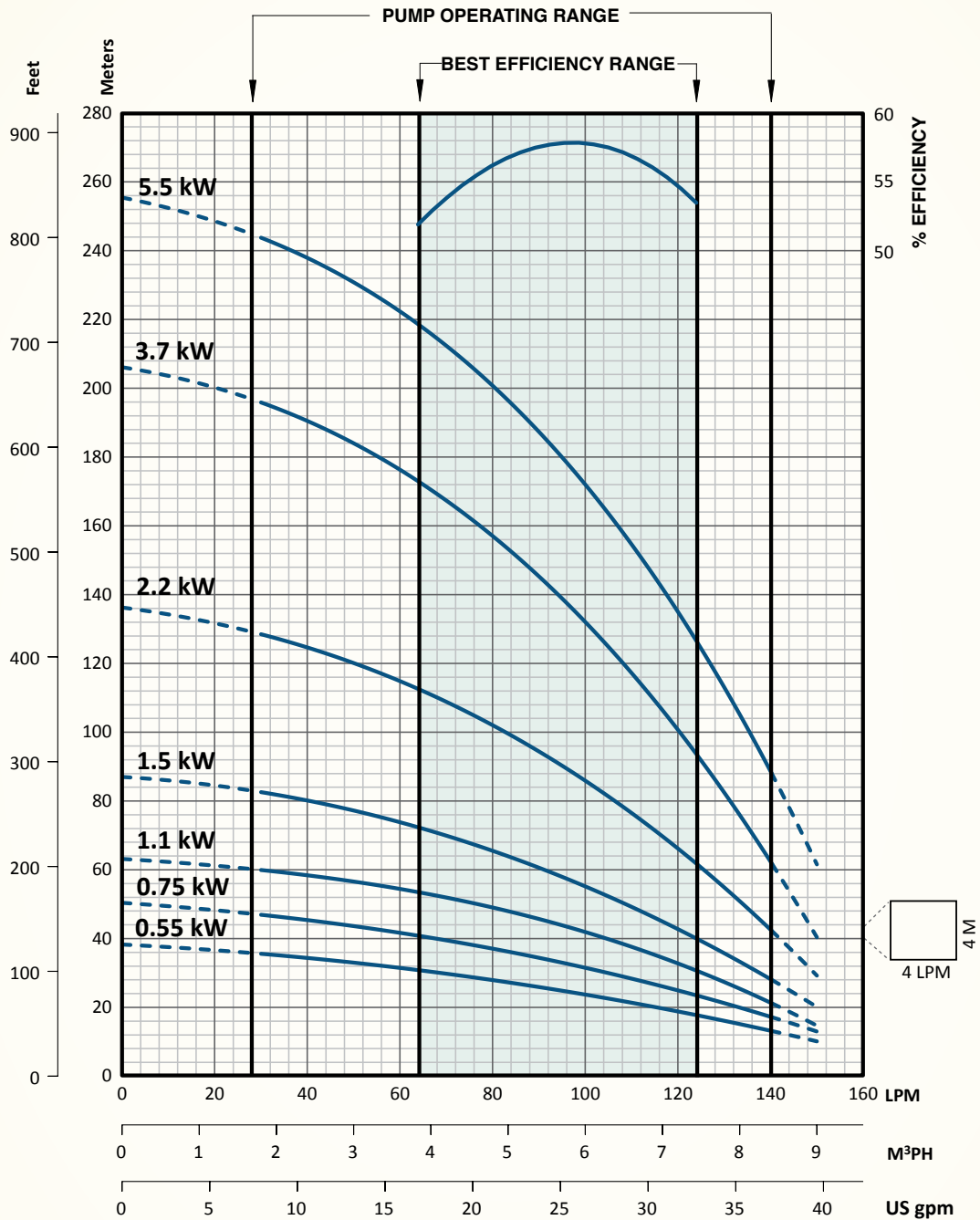
| LPM | HP | kW | 3-Phase | | | 3-Wire | | | P.E. Weight (kg) |
|-----|-----|------|---------|--------|--------|--------|--------|--------|------------------|
| | | | A (mm) | B (mm) | C (mm) | A (mm) | B (mm) | C (mm) | |
| 100 | 3/4 | 0.55 | 382 | 298 | 678 | 382 | 298 | 678 | 4 |
| | 1 | 0.75 | 446 | 298 | 742 | 446 | 384 | 828 | 5 |
| | 1.5 | 1.1 | 510 | 346 | 853 | 510 | 384 | 892 | 5 |
| | 2 | 1.5 | 638 | 488 | 1123 | 638 | 564 | 1199 | 5 |
| | 3 | 2.2 | 893 | 564 | 1455 | 893 | 716 | 1607 | 6 |
| | 5 | 3.7 | 1325 | 589 | 1914 | 1325 | 741 | 2066 | 12 |
| | 7.5 | 5.5 | 1581 | 741 | 2322 | N/A | N/A | N/A | 14 |

Note: P.E. – Pump end only

Product dimensions assume the FPS pump end is assembled to a 4" Franklin Electric submersible motor.

Maximum diameter with cable guard is 99.1 mm

100 LPM High-Capacity Performance Curves

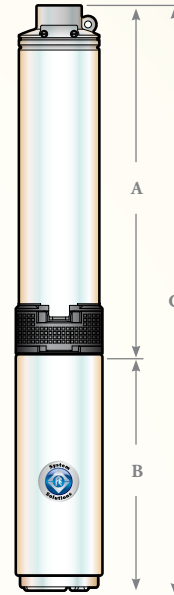


150 LPM High-Capacity

150 LPM Hi-Cap Ordering Information

Stainless Steel

| LPM | HP | kW | Stages | Model Description | Order No. |
|-----|-----|-----|--------|-------------------|-----------|
| 150 | 1.5 | 1.1 | 7 | 150LD15S4-PEXB | 93446407 |
| | 2 | 1.5 | 9 | 150LD2S4-PEXB | 93446409 |
| | 3 | 2.2 | 14 | 150LD3S4-PEXB | 93446414 |
| | 5 | 3.7 | 26 | 150LD5S4-PEXB | 93446426 |
| | 7.5 | 5.5 | 31 | 150LD7S4-PEXB | 93446431 |



150 LPM Hi-Cap Dimensional Data

Stainless Steel

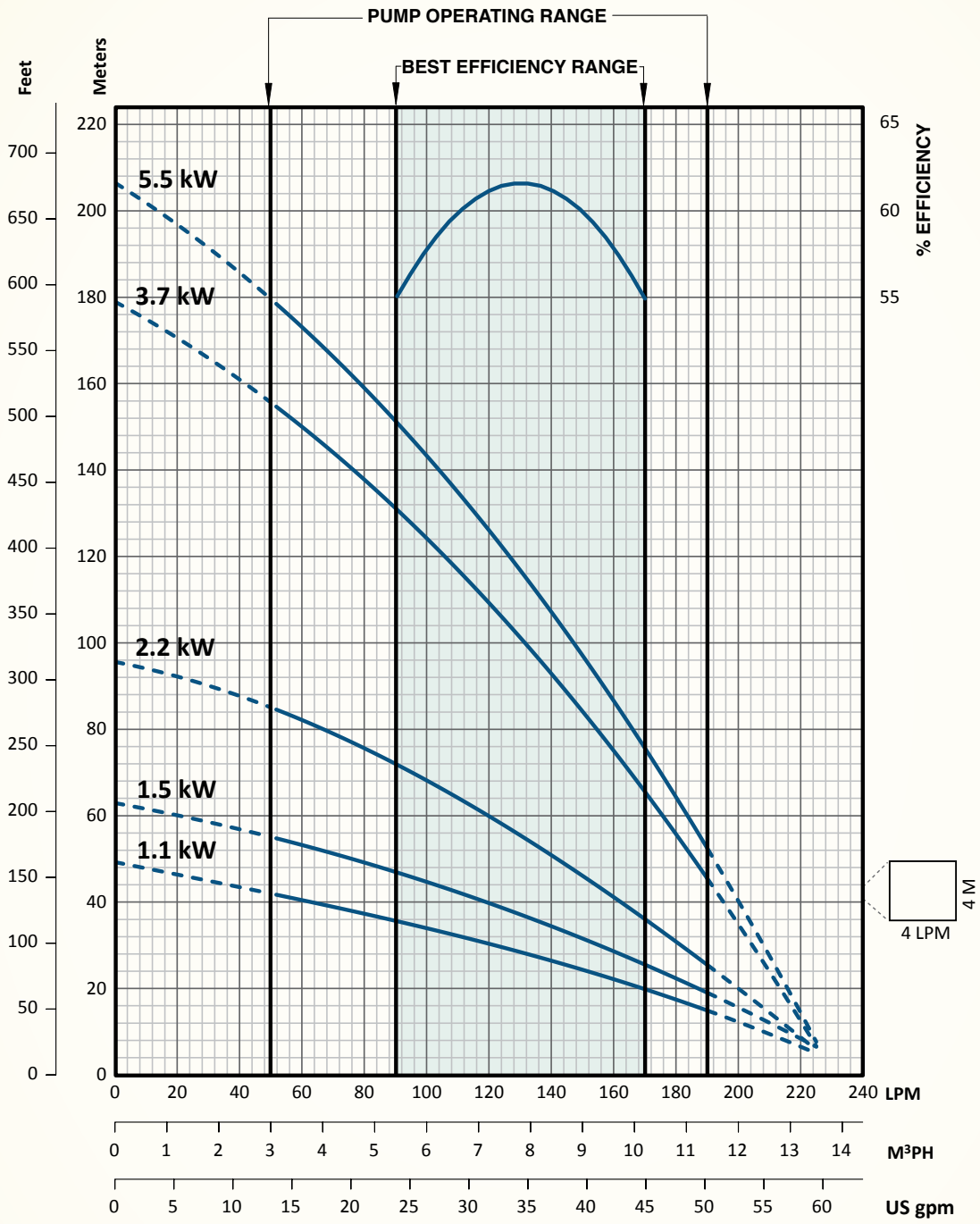
| LPM | HP | kW | 3-Phase | | | 3-Wire | | | P.E. Weight (kg) |
|-----|-----|-----|---------|--------|--------|--------|--------|--------|------------------|
| | | | A (mm) | B (mm) | C (mm) | A (mm) | B (mm) | C (mm) | |
| 150 | 1.5 | 1.1 | 593 | 298 | 891 | 593 | 384 | 977 | 5 |
| | 2 | 1.5 | 707 | 346 | 1053 | 707 | 384 | 1091 | 5 |
| | 3 | 2.2 | 993 | 513 | 1506 | 993 | 589 | 1582 | 6 |
| | 5 | 3.7 | 1679 | 589 | 2268 | 1679 | 741 | 2420 | 8 |
| | 7.5 | 5.5 | 1989 | 742 | 2731 | N/A | N/A | N/A | 17 |

Note: P.E. – Pump end only

Product dimensions assume the FPS pump end is assembled to a 4" Franklin Electric submersible motor.

Maximum diameter with cable guard is 99.1 mm

150 LPM High-Capacity Performance Curves

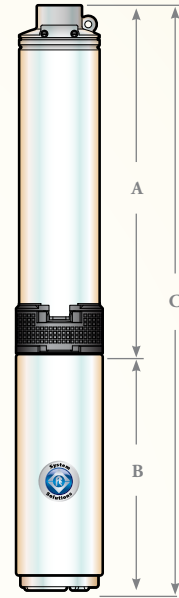


200 LPM High-Capacity

200 LPM Hi-Cap Ordering Information

Stainless Steel

| LPM | HP | kW | Stages | Model Description | Order No. |
|-----|-----|-----|--------|-------------------|-----------|
| 200 | 2 | 1.5 | 6 | 200LD2S4-PEXB | 93446606 |
| | 3 | 2.2 | 9 | 200LD3S4-PEXB | 93446609 |
| | 5 | 3.7 | 17 | 200LD5S4-PEXB | 93446617 |
| | 7.5 | 5.5 | 26 | 200LD7S4-PEXB | 93446626 |



200 LPM Hi-Cap Dimensional Data

Stainless Steel

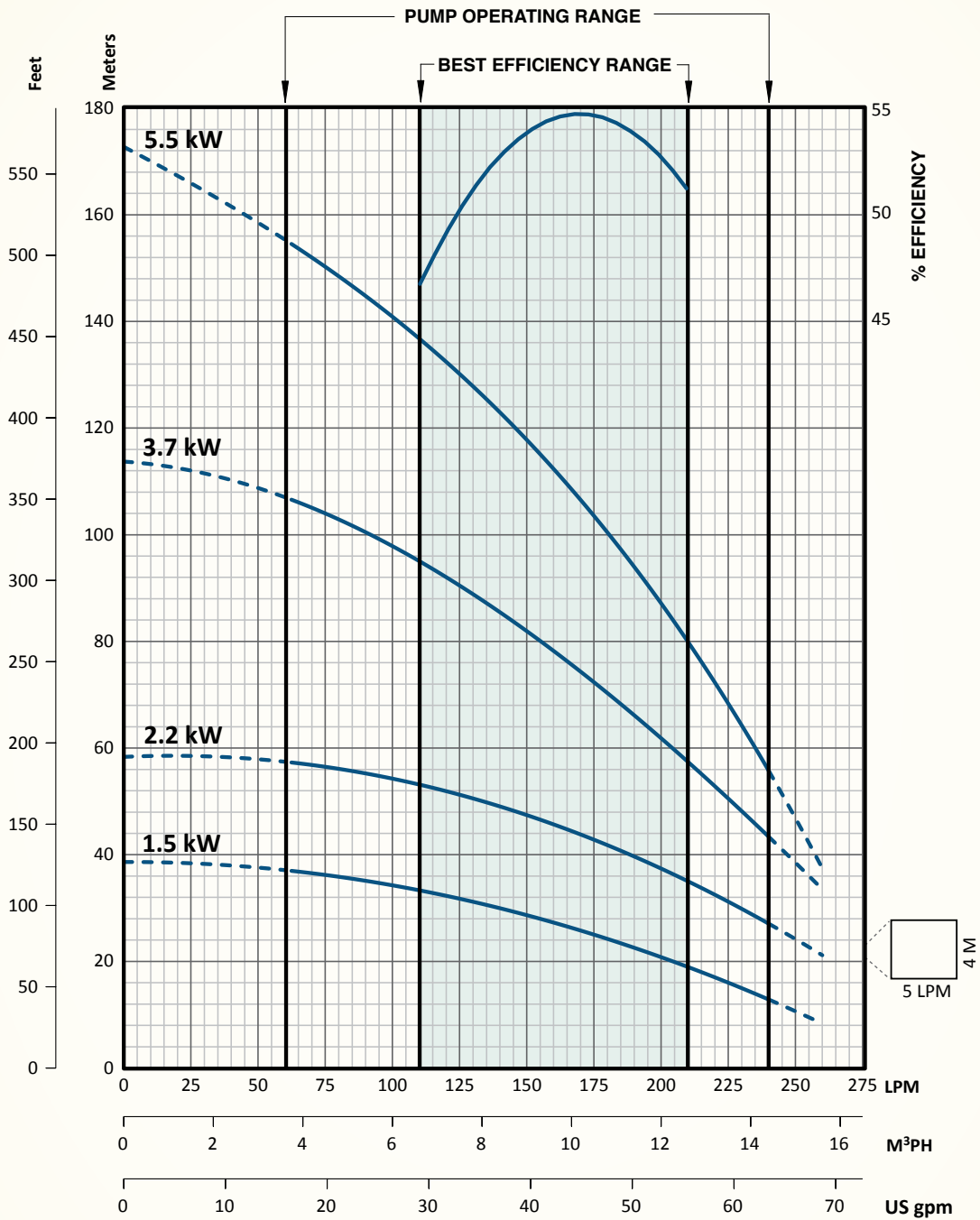
| LPM | HP | kW | 3-Phase | | | 3-Wire | | | P.E. Weight (kg) |
|-----|-----|-----|---------|--------|--------|--------|--------|--------|------------------|
| | | | A (mm) | B (mm) | C (mm) | A (mm) | B (mm) | C (mm) | |
| 200 | 2 | 1.5 | 536 | 346 | 882 | 536 | 384 | 920 | 7 |
| | 3 | 2.2 | 707 | 488 | 1195 | 707 | 564 | 1271 | 8 |
| | 5 | 3.7 | 1164 | 589 | 1753 | 1164 | 741 | 1905 | 10 |
| | 7.5 | 5.5 | 1679 | 741 | 2496 | NA | NA | NA | 11 |

Note: P.E. – Pump end only

Product dimensions assume the FPS pump end is assembled to a 4" Franklin Electric submersible motor.

Maximum diameter with cable guard is 99.1 mm

200 LPM High-Capacity Performance Curves

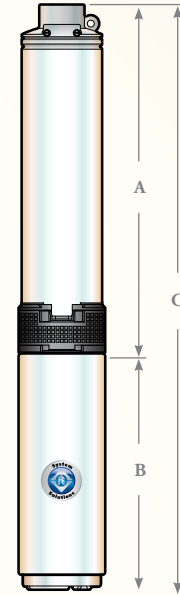


270 LPM High-Capacity

270 LPM Hi-Cap Ordering Information

Stainless Steel

| LPM | HP | kW | Stages | Model Description | Order No. |
|-----|-----|-----|--------|-------------------|-----------|
| 270 | 1.5 | 1.1 | 5 | 270LD15S4-PEXB | 93446905 |
| | 2 | 1.5 | 7 | 270LD2S4-PEXB | 93446907 |
| | 3 | 2.2 | 11 | 270LD3S4-PEXB | 93446911 |
| | 5 | 3.7 | 19 | 270LD5S4-PEXB | 93446919 |
| | 7.5 | 5.5 | 24 | 270LD7S4-PEXB | 93446924 |



270 LPM Hi-Cap Dimensional Data

Stainless Steel

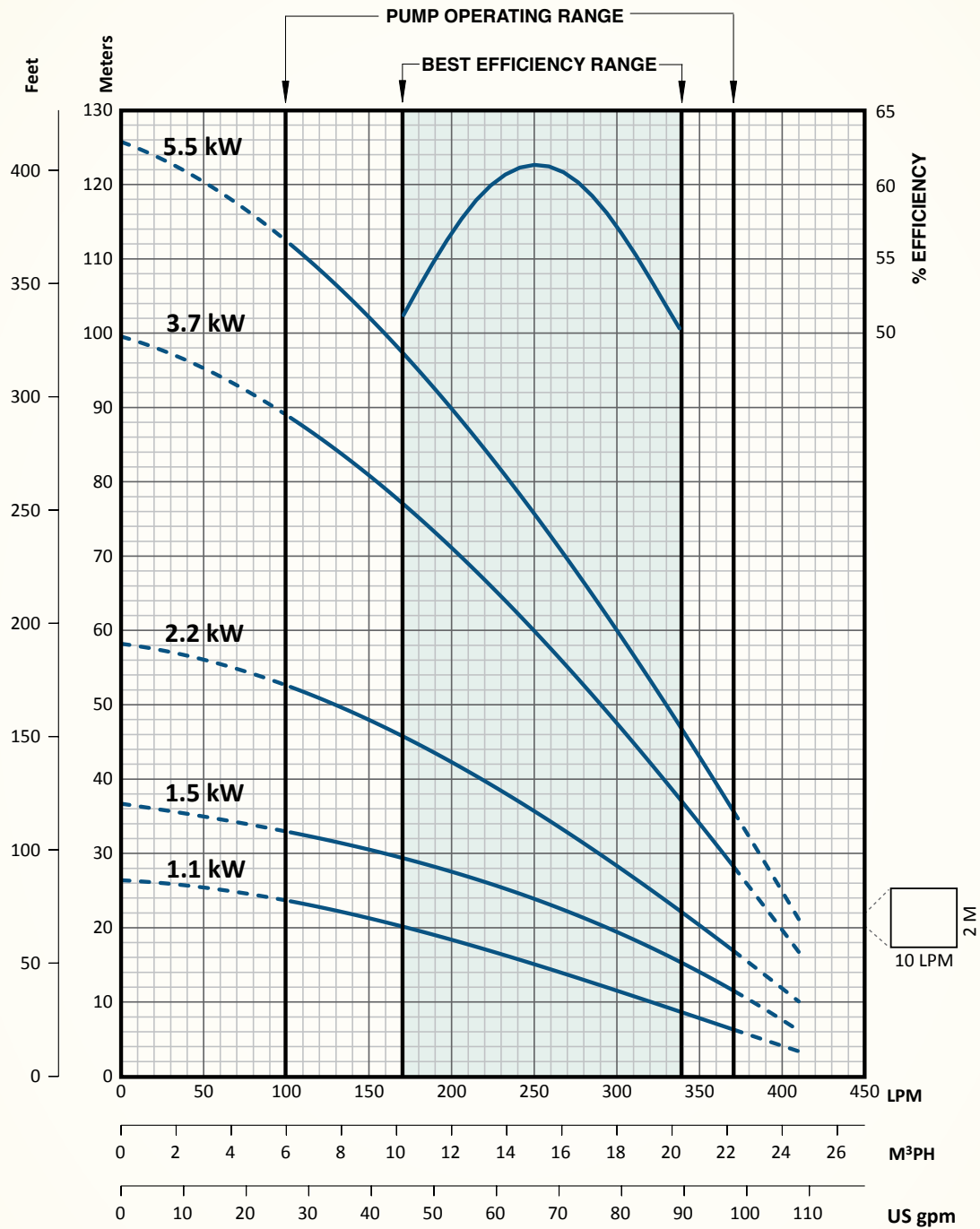
| LPM | HP | kW | 3-Phase | | | 3-Wire | | | P.E. Weight (kg) |
|-----|-----|-----|---------|--------|--------|--------|--------|--------|------------------|
| | | | A (mm) | B (mm) | C (mm) | A (mm) | B (mm) | C (mm) | |
| 270 | 1.5 | 1.1 | 575 | 298 | 873 | 575 | 384 | 959 | 5 |
| | 2 | 1.5 | 728 | 346 | 1074 | 728 | 384 | 1112 | 5 |
| | 3 | 2.2 | 1033 | 513 | 1546 | 1033 | 589 | 1622 | 6 |
| | 5 | 3.7 | 1641 | 589 | 2230 | 1641 | 741 | 2382 | 10 |
| | 7.5 | 5.5 | 2012 | 741 | 2753 | NA | NA | NA | 14 |

Note: P.E. – Pump end only

Product dimensions assume the FPS pump end is assembled to a 4" Franklin Electric submersible motor.

Maximum diameter with cable guard is 99.1 mm

270 LPM High-Capacity Performance Curves



ASEAN

Franklin Electric (SEA) Pte. Ltd.
17 Changi Business Park Central 1
06-05, Honeywell Building
Singapore 486 073

Phone: +65.6789.6865

Fax: +65.6789.0155

CHINA

Franklin Electric (Shanghai) Co. Ltd.
Unit 1002-03, Shanghai Central Plaza
No. 227, Huang Pi Bei Road,
Shanghai 200003, China

Phone: +86.21.6327.0909

Fax: +86.21.6327.0910

INDIA

Franklin Electric India Pvt. Ltd.
DBS-206, 1st Floor
World Trade Tower
Barakhamba Avenue
New Delhi 110 001, India

Tel: +91.11.4308.4697

Fax: +91.11.2341.4740

AUSTRALIA / NEW ZEALAND

Franklin Electric (Australia) Pty. Ltd.
106 - 110 Micro Circuit
Dandenong South, Victoria 3175
Australia

Phone: +61.3.9799.5000

Fax: +61.3.9799.5050

Hotline: 1.300 FRANKLIN (1.300.372.655)

LATIN AMERICA

Motores Franklin S.A. de C.V.
Avenida Churubusco #1600
(Bodega #16)
Col. Francisco I. Madero
Monterrey, N.L.
Mexico C.P. 64560

Phone: +52.81.8000.1000

Fax: +52.818.864.8445

UNITED STATES

Franklin Electric Co., Inc.
400 E. Spring St.
Bluffton, IN 46714 USA

Phone: +1.260.824.2900

Fax: +1.260.824.2909



A handwritten signature in black ink, reading "E. J. Schaefer".



Franklin Electric

www.franklin-electric.com