

# **FPS**



## **50 HZ SSI SERIES**

Submersible Stainless Steel Pumps  
6", 8", 10"



## 50 HZ SSI SERIES SUBMERSIBLE PUMPS

Features.....	2	<b>6" 12 M<sup>3</sup>/H.....</b>	<b>39</b>
Applications.....	2	Materials.....	39
Specifications.....	2	<b>6" 15 M<sup>3</sup>/H.....</b>	<b>41</b>
Model No. Explanation.....	2	Materials.....	41
<b>6" 9 M<sup>3</sup>/H.....</b>	<b>3</b>	<b>6" 24-30 M<sup>3</sup>/H.....</b>	<b>43</b>
Performance.....	3	Materials.....	43
Dimensions.....	6	<b>6" 36-60 M<sup>3</sup>/H.....</b>	<b>45</b>
<b>6" 12 M<sup>3</sup>/H.....</b>	<b>7</b>	Materials.....	45
Performance.....	7	<b>6" 75-90 M<sup>3</sup>/H.....</b>	<b>47</b>
Dimensions.....	10	Materials.....	47
<b>6" 15 M<sup>3</sup>/H.....</b>	<b>11</b>	<b>8" 72 M<sup>3</sup>/H.....</b>	<b>49</b>
Performance.....	11	Performance.....	49
Dimensions.....	14	Dimensions.....	51
<b>6" 24 M<sup>3</sup>/H.....</b>	<b>15</b>	<b>8" 96 M<sup>3</sup>/H.....</b>	<b>52</b>
Performance.....	15	Performance.....	52
Dimensions.....	18	Dimensions.....	54
<b>6" 30 M<sup>3</sup>/H.....</b>	<b>19</b>	<b>8" 72-96 M<sup>3</sup>/H.....</b>	<b>55</b>
Performance.....	19	Materials.....	55
Dimensions.....	21	<b>10" 108 M<sup>3</sup>/H.....</b>	<b>57</b>
<b>6" 36 M<sup>3</sup>/H.....</b>	<b>22</b>	Performance.....	57
Performance.....	22	Dimensions.....	59
Dimensions.....	24	<b>10" 120 M<sup>3</sup>/H.....</b>	<b>60</b>
<b>6" 42 M<sup>3</sup>/H.....</b>	<b>25</b>	Performance.....	60
Performance.....	25	Dimensions.....	62
Dimensions.....	27	<b>10" 160 M<sup>3</sup>/H.....</b>	<b>63</b>
<b>6" 60 M<sup>3</sup>/H.....</b>	<b>28</b>	Performance.....	63
Performance.....	28	Dimensions.....	65
Dimensions.....	30	<b>10" 215 M<sup>3</sup>/H.....</b>	<b>66</b>
<b>6" 75 M<sup>3</sup>/H.....</b>	<b>31</b>	Performance.....	66
Performance.....	31	Dimensions.....	68
Dimensions.....	33	<b>10" 108-215 M<sup>3</sup>/H.....</b>	<b>69</b>
<b>6" 90 M<sup>3</sup>/H.....</b>	<b>34</b>	Materials.....	69
Performance.....	34		
Dimensions.....	36		
<b>6" 9 M<sup>3</sup>/H.....</b>	<b>37</b>		
Materials.....	37		

For the most up-to-date product information, visit [franklinwater.com](http://franklinwater.com).

## FEATURES

- Stainless steel impellers and diffusers
- High quality die cut for the most demanding applications
- 50 Hz range of operation
- Mixed flow impellers (12SSI pump uses radial flow impellers)
- NEMA Standard connection
- 50 g/m<sup>3</sup> maximum allowable solid quantity
- 2 mm maximum solids dimension

## APPLICATIONS

- Industrial
- Agriculture

## SPECIFICATIONS

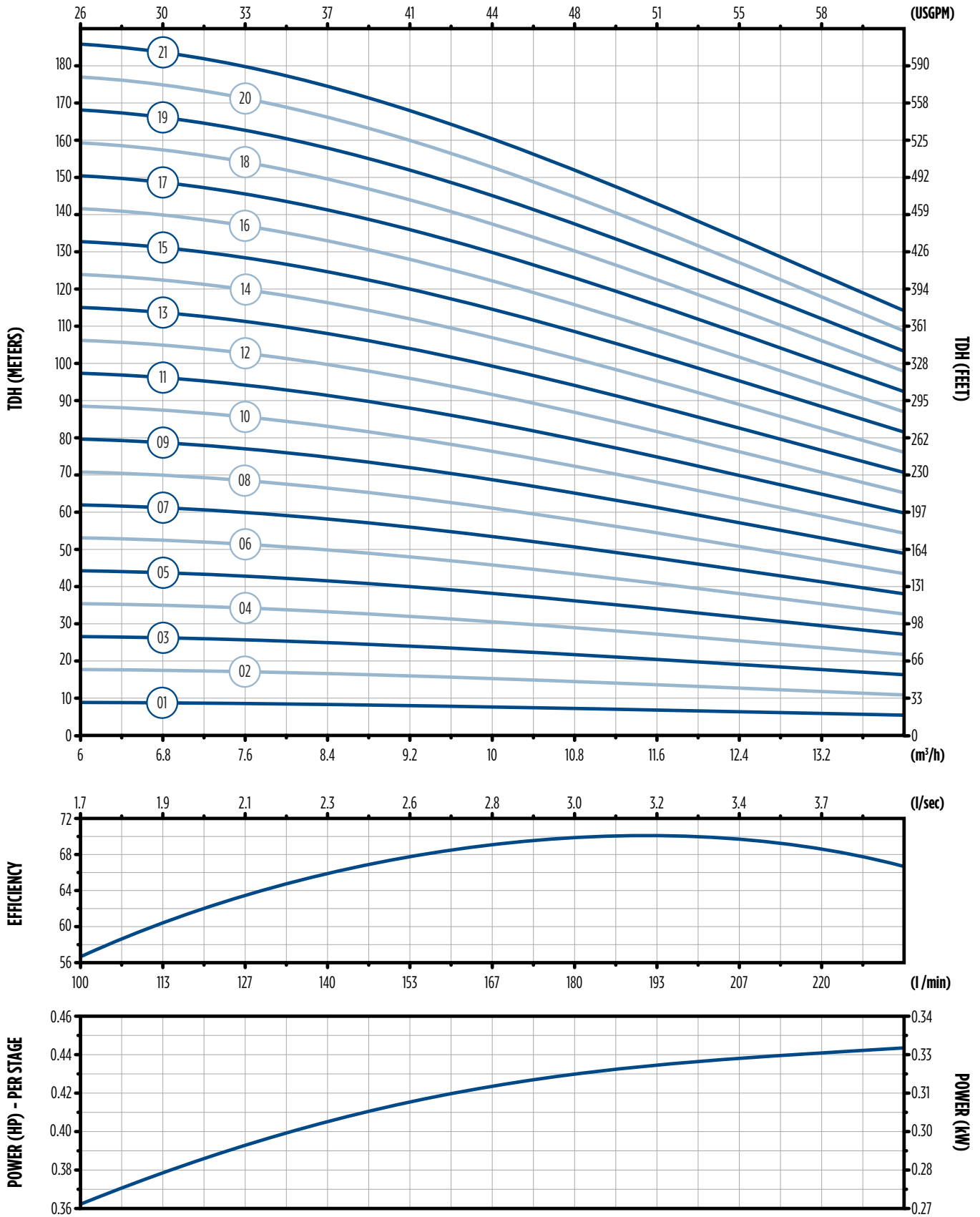
- TS 11146:1993
- TS EN 809:2000 98/37/EC
- TS EN ISO 12100-1:2007
- TS EN ISO 12100-2:2006

## MODEL NO. EXPLANATION

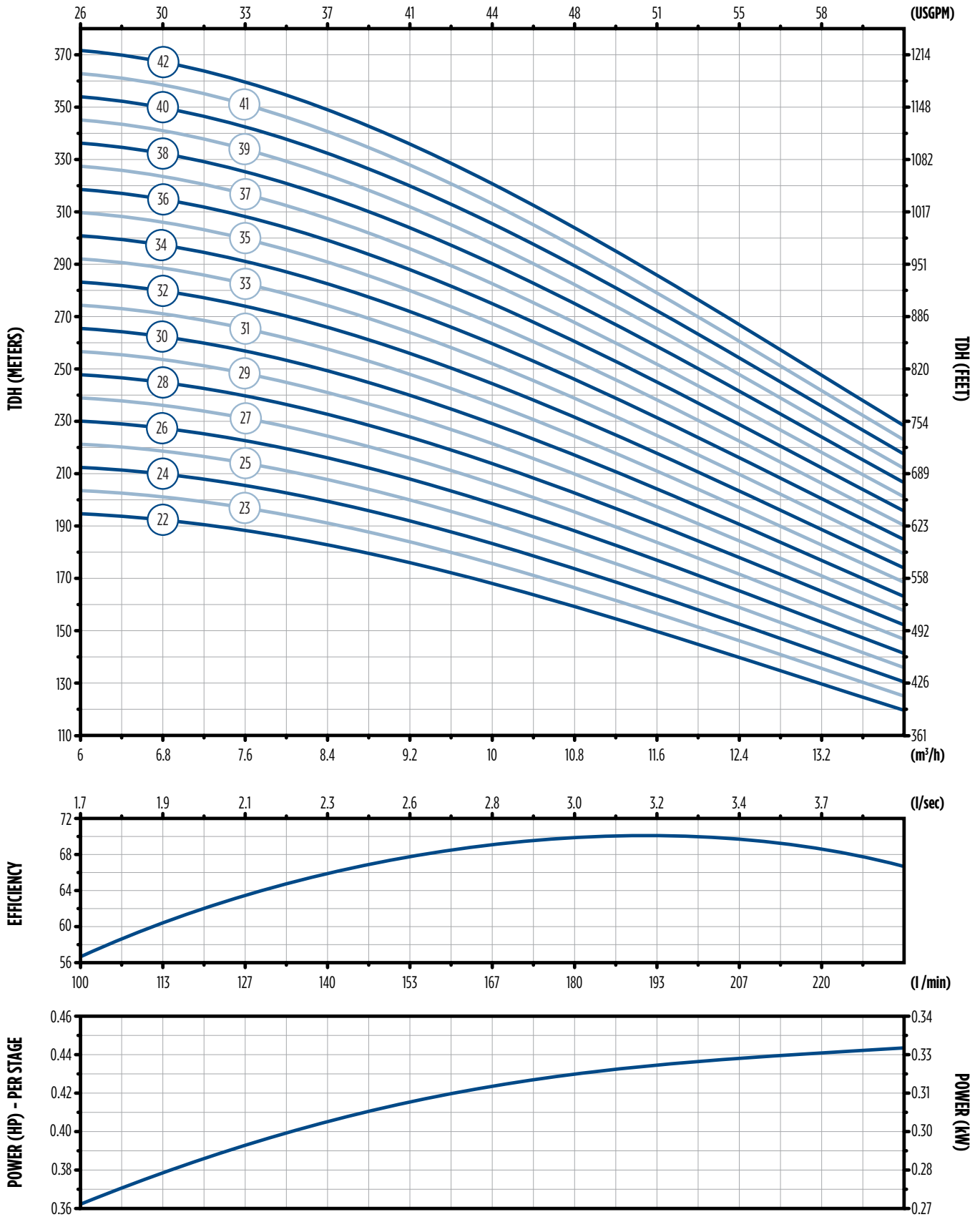
- Example: 108SSI30F105-0486
- 108 = Flow series m<sup>3</sup>/h
- SSI = Series
- 30 = Motor kW
- F = 304 stainless steel
- 10 = 10" diameter pump
- 5 = 50 Hz
- 04 = Number of stages
- 8 = Motor size (8")
- 6 = 6" discharge BSP



6" 9 M<sup>3</sup>/H - PERFORMANCE



### 6" 9 M<sup>3</sup>/H - PERFORMANCE





6" 9 M<sup>3</sup>/H - PERFORMANCE

Model No.	Model Description	Stages	LPS	0	1.67	1.94	2.22	2.5	2.78	3.06	3.33	3.61	3.89
			USGPM	0	26	31	35	40	44	48	53	57	62
			M <sup>3</sup> /H	0	6	7	8	9	10	11	12	13	14
			Flow Rate	Shut-Off	Recommended Operating Range								
9730650093001	9SSI005F065-0143	1	9	9	9	8	8	8	7	7	6	5	
9730650093002	9SSI007F065-0243	2	19	18	17	17	16	15	14	13	12	11	
9730650093003	9SSI011F065-0343	3	28	27	26	25	24	23	21	20	18	16	
9730650093004	9SSI015F065-0443	4	38	35	35	34	32	31	28	26	24	22	
9730650093005	9SSI015F065-0543	5	47	44	43	42	41	38	35	33	30	27	
9730650093006	9SSI022F065-0643	6	57	53	52	51	49	46	43	40	36	33	
9730650093007	9SSI022F065-0743	7	66	62	61	59	57	53	50	46	42	38	
9730650093008	9SSI03F065-0843	8	75	71	69	68	65	61	57	53	48	43	
9730650093009	9SSI03F065-0943	9	85	80	78	76	73	69	64	59	54	49	
9730650093010	9SSI04F065-1043	10	94	89	87	85	81	76	71	66	60	54	
9730650093110	9SSI04F065-1063	10	94	89	87	85	81	76	71	66	60	54	
9730650093011	9SSI04F065-1143	11	104	97	95	93	89	84	78	73	66	60	
9730650093111	9SSI04F065-1163	11	104	97	95	93	89	84	78	73	66	60	
9730650093012	9SSI04F065-1243	12	113	106	104	102	97	92	85	79	72	65	
9730650093112	9SSI04F065-1263	12	113	106	104	102	97	92	85	79	72	65	
9730650093013	9SSI04F065-1343	13	122	115	113	110	105	99	92	86	78	71	
9730650093113	9SSI04F065-1363	13	122	115	113	110	105	99	92	86	78	71	
9730650093014	9SSI05F065-1443	14	132	124	121	118	114	107	99	92	84	76	
9730650093114	9SSI05F065-1463	14	132	124	121	118	114	107	99	92	84	76	
9730650093015	9SSI05F065-1543	15	141	133	130	127	122	115	106	99	90	81	
9730650093115	9SSI05F065-1563	15	141	133	130	127	122	115	106	99	90	81	
9730650093016	9SSI05F065-1643	16	151	142	139	135	130	122	113	106	96	87	
9730650093116	9SSI05F065-1663	16	151	142	139	135	130	122	113	106	96	87	
9730650093017	9SSI05F065-1743	17	160	151	147	144	138	130	120	112	102	92	
9730650093117	9SSI05F065-1763	17	160	151	147	144	138	130	120	112	102	92	
9730650093018	9SSI05F065-1843	18	170	160	156	152	146	137	128	119	108	98	
9730650093118	9SSI05F065-1863	18	170	160	156	152	146	137	128	119	108	98	
9730650093019	9SSI07F065-1943	19	179	168	165	161	154	145	135	125	115	103	
9730650093119	9SSI07F065-1963	19	179	168	165	161	154	145	135	125	115	103	
9730650093020	9SSI07F065-2043	20	188	177	173	169	162	153	142	132	121	109	
9730650093120	9SSI07F065-2063	20	188	177	173	169	162	153	142	132	121	109	
9730650093021	9SSI07F065-2143	21	198	186	182	178	170	160	149	139	127	114	
9730650093121	9SSI07F065-2163	21	198	186	182	178	170	160	149	139	127	114	
9730650093022	9SSI07F065-2243	22	207	195	191	186	178	168	156	145	133	119	
9730650093122	9SSI07F065-2263	22	207	195	191	186	178	168	156	145	133	119	
9730650093023	9SSI07F065-2343	23	217	204	199	195	186	176	163	152	139	125	
9730650093123	9SSI07F065-2363	23	217	204	199	195	186	176	163	152	139	125	
9730650093024	9SSI07F065-2443	24	226	213	208	203	195	183	170	158	145	130	
9730650093124	9SSI07F065-2463	24	226	213	208	203	195	183	170	158	145	130	
9730650093125	9SSI09F065-2563	25	235	222	217	212	203	191	177	165	151	136	
9730650093126	9SSI09F065-2663	26	245	230	225	220	211	199	184	172	157	141	
9730650093127	9SSI09F065-2763	27	254	239	234	228	219	206	191	178	163	147	
9730650093128	9SSI09F065-2863	28	264	248	243	237	227	214	198	185	169	152	
9730650093129	9SSI11F065-2963	29	273	257	251	245	235	221	206	191	175	157	
9730650093130	9SSI11F065-3063	30	283	266	260	254	243	229	213	198	181	163	
9730650093131	9SSI11F065-3163	31	292	275	269	262	251	237	220	205	187	168	
9730650093132	9SSI11F065-3263	32	301	284	277	271	259	244	227	211	193	174	
9730650093133	9SSI11F065-3363	33	311	292	286	279	268	252	234	218	199	179	
9730650093134	9SSI11F065-3463	34	320	301	295	288	276	260	241	224	205	185	
9730650093135	9SSI11F065-3563	35	330	310	303	296	284	267	248	231	211	190	
9730650093136	9SSI13F065-3663	36	339	319	312	305	292	275	255	237	217	195	
9730650093137	9SSI13F065-3763	37	349	328	321	313	300	283	262	244	223	201	
9730650093138	9SSI13F065-3863	38	358	337	329	322	308	290	269	251	229	206	
9730650093139	9SSI15F065-3963	39	367	346	338	330	316	298	276	257	235	212	
9730650093140	9SSI15F065-4063	40	377	354	347	338	324	306	284	264	241	217	
9730650093141	9SSI15F065-4163	41	386	363	355	347	332	313	291	270	247	223	
9730650093142	9SSI15F065-4263	42	396	372	364	355	341	321	298	277	253	228	

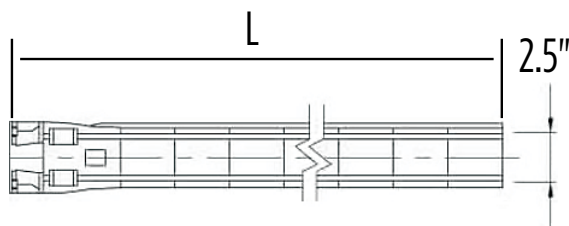
Total Dynamic Head (TDH) - meters

NOTE: 800 mm minimum liquid level (NPSH) from bottom of suction grid

## 6" 9 M<sup>3</sup>/H - DIMENSIONS

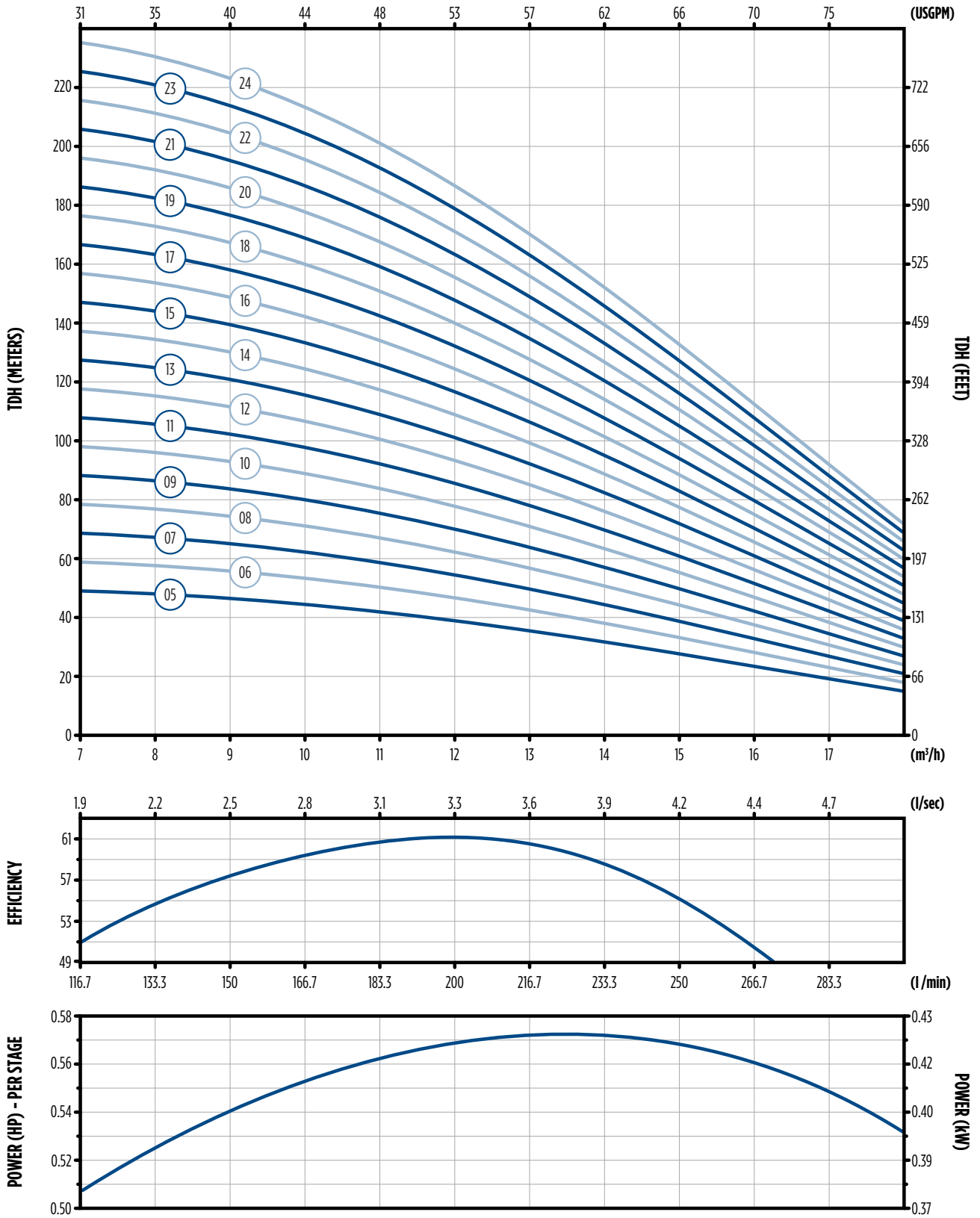
Model No.	Model Description	kW	HP	Motor Size	Discharge	Stages	Length (L)		Weight	
							mm	in	kg	lbs
9730650093001	9SSI005F065-0143	0.55	0.75	4	2.5"	1	330	13	6	13
9730650093002	9SSI007F065-0243	0.75	1	4		2	391	15.4	8	18
9730650093003	9SSI011F065-0343	1.1	1.5	4		3	451	17.8	9	20
9730650093004	9SSI015F065-0443	1.5	2	4		4	512	20.2	10	22
9730650093005	9SSI015F065-0543	1.5	2	4		5	572	22.5	11	24
9730650093006	9SSI022F065-0643	2.2	3	4		6	633	24.9	12	26
9730650093007	9SSI022F065-0743	2.2	3	4		7	693	27.3	14	31
9730650093008	9SSI03F065-0843	3	4	4		8	754	29.7	15	33
9730650093009	9SSI03F065-0943	3	4	4		9	814	32	16	35
9730650093010	9SSI04F065-1043	4	5.5	4		10	875	34.4	19	42
9730650093110	9SSI04F065-1063	4	5.5	6		10	875	34.4	19	42
9730650093011	9SSI04F065-1143	4	5.5	4		11	935	36.8	20	44
9730650093111	9SSI04F065-1163	4	5.5	6		11	935	36.8	20	44
9730650093012	9SSI04F065-1243	4	5.5	4		12	996	39.2	21	46
9730650093112	9SSI04F065-1263	4	5.5	6		12	996	39.2	21	46
9730650093013	9SSI04F065-1343	4	5.5	4		13	1056	41.6	22	49
9730650093113	9SSI04F065-1363	4	5.5	6		13	1056	41.6	22	49
9730650093014	9SSI05F065-1443	5.5	7.5	4		14	1117	44	23	51
9730650093114	9SSI05F065-1463	5.5	7.5	6		14	1117	44	23	51
9730650093015	9SSI05F065-1543	5.5	7.5	4		15	1177	46.3	25	55
9730650093115	9SSI05F065-1563	5.5	7.5	6		15	1177	46.3	25	55
9730650093016	9SSI05F065-1643	5.5	7.5	4		16	1238	48.7	26	57
9730650093116	9SSI05F065-1663	5.5	7.5	6		16	1238	48.7	26	57
9730650093017	9SSI05F065-1743	5.5	7.5	4		17	1298	51.1	27	60
9730650093117	9SSI05F065-1763	5.5	7.5	6		17	1298	51.1	27	60
9730650093018	9SSI05F065-1843	5.5	7.5	4		18	1359	53.5	28	62
9730650093118	9SSI05F065-1863	5.5	7.5	6		18	1359	53.5	28	62
9730650093019	9SSI07F065-1943	7.5	10	4		19	1419	55.9	29	64
9730650093119	9SSI07F065-1963	7.5	10	6		19	1419	55.9	29	64
9730650093020	9SSI07F065-2043	7.5	10	4		20	1480	58.3	30	66
9730650093120	9SSI07F065-2063	7.5	10	6		20	1480	58.3	30	66
9730650093021	9SSI07F065-2143	7.5	10	4		21	1540	60.6	32	71
9730650093121	9SSI07F065-2163	7.5	10	6		21	1540	60.6	32	71
9730650093022	9SSI07F065-2243	7.5	10	4		22	1617	63.7	82	181
9730650093122	9SSI07F065-2263	7.5	10	6		22	1617	63.7	82	181
9730650093023	9SSI07F065-2343	7.5	10	4		23	1677	66	83	183
9730650093123	9SSI07F065-2363	7.5	10	6		23	1677	66	83	183
9730650093024	9SSI07F065-2443	7.5	10	4		24	1738	68.4	84	185
9730650093124	9SSI07F065-2463	7.5	10	6		24	1738	68.4	84	185
9730650093125	9SSI09F065-2563	9.2	12.5	6		25	1798	70.8	87	192
9730650093126	9SSI09F065-2663	9.2	12.5	6		26	1859	73.2	89	196
9730650093127	9SSI09F065-2763	9.2	12.5	6		27	1919	75.6	90	198
9730650093128	9SSI09F065-2863	9.2	12.5	6	28	1980	78	91	201	
9730650093129	9SSI11F065-2963	11	15	6	29	2040	80.3	98	216	
9730650093130	9SSI11F065-3063	11	15	6	30	2101	82.7	99	218	
9730650093131	9SSI11F065-3163	11	15	6	31	2161	85.1	101	223	
9730650093132	9SSI11F065-3263	11	15	6	32	2222	87.5	102	225	
9730650093133	9SSI11F065-3363	11	15	6	33	2282	89.8	103	227	
9730650093134	9SSI11F065-3463	11	15	6	34	2343	92.2	104	229	
9730650093135	9SSI11F065-3563	11	15	6	35	2403	94.6	105	231	
9730650093136	9SSI13F065-3663	13	17.5	6	36	2464	97	111	245	
9730650093137	9SSI13F065-3763	13	17.5	6	37	2524	99.4	112	247	
9730650093138	9SSI13F065-3863	13	17.5	6	38	2585	101.8	113	249	
9730650093139	9SSI15F065-3963	15	20	6	39	2645	104.1	120	265	
9730650093140	9SSI15F065-4063	15	20	6	40	2706	106.5	121	267	
9730650093141	9SSI15F065-4163	15	20	6	41	2766	108.9	123	271	
9730650093142	9SSI15F065-4263	15	20	6	42	2827	111.3	124	273	

NOTE: Dimensions are for sizing estimations only

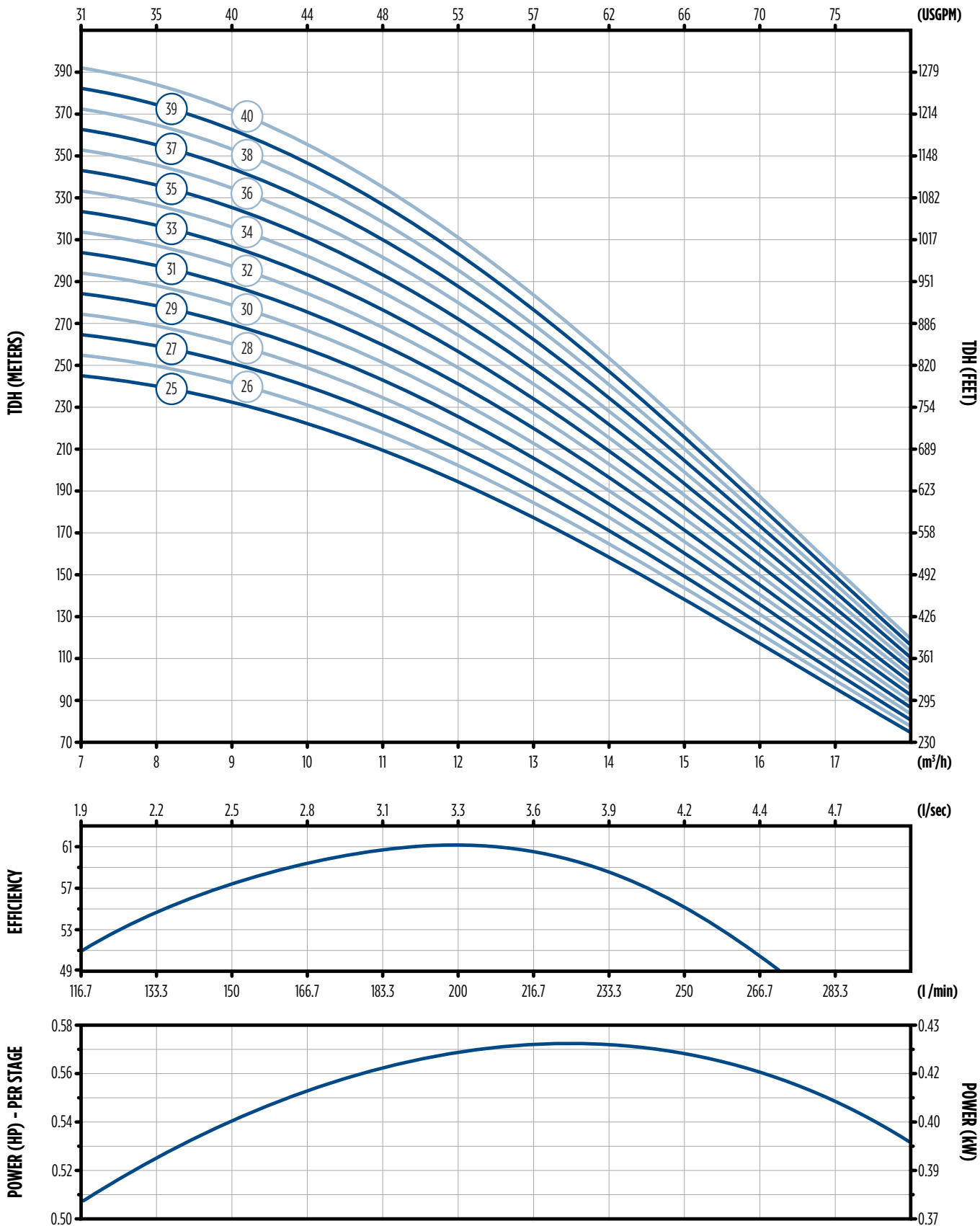




6" 12 M<sup>3</sup>/H - PERFORMANCE



6" 12 M<sup>3</sup>/H - PERFORMANCE





6" 12 M<sup>3</sup>/H - PERFORMANCE

Model No.	Model Description	Stages	LPS	0	1.94	2.22	2.5	2.78	3.06	3.33	3.61	3.89	4.17	4.44	4.72	5
			USGPM	0	31	35	40	44	48	53	57	62	66	70	75	79
			M <sup>3</sup> /H	0	7	8	9	10	11	12	13	14	15	16	17	18
			Flow Rate	Shut-Off	Recommended Operating Range											
9730650123005	12SSI03F065-0543	5	55	49	48	47	45	42	39	36	32	28	24	19	15	
9730650123006	12SSI03F065-0643	6	65	59	58	56	53	50	46	43	38	33	28	23	18	
9730650123007	12SSI04F065-0743	7	76	69	67	65	62	59	54	50	45	39	33	27	21	
9730650123107	12SSI04F065-0763	7	76	69	67	65	62	59	54	50	45	39	33	27	21	
9730650123008	12SSI04F065-0843	8	87	78	77	74	71	67	62	57	51	44	38	30	24	
9730650123108	12SSI04F065-0863	8	87	78	77	74	71	67	62	57	51	44	38	30	24	
9730650123009	12SSI04F065-0943	9	98	88	86	84	80	76	69	64	58	50	42	34	27	
9730650123109	12SSI04F065-0963	9	98	88	86	84	80	76	69	64	58	50	42	34	27	
9730650123010	12SSI05F065-1043	10	109	98	96	93	89	84	77	71	64	55	47	38	30	
9730650123110	12SSI05F065-1063	10	109	98	96	93	89	84	77	71	64	55	47	38	30	
9730650123011	12SSI05F065-1143	11	120	108	106	102	98	92	85	78	70	61	52	42	33	
9730650123111	12SSI05F065-1163	11	120	108	106	102	98	92	85	78	70	61	52	42	33	
9730650123012	12SSI05F065-1243	12	131	118	115	112	107	101	92	85	77	66	56	46	36	
9730650123112	12SSI05F065-1263	12	131	118	115	112	107	101	92	85	77	66	56	46	36	
9730650123013	12SSI05F065-1343	13	142	127	125	121	116	109	100	92	83	72	61	49	39	
9730650123113	12SSI05F065-1363	13	142	127	125	121	116	109	100	92	83	72	61	49	39	
9730650123014	12SSI07F065-1443	14	153	137	134	130	125	118	108	99	90	77	66	53	42	
9730650123114	12SSI07F065-1463	14	153	137	134	130	125	118	108	99	90	77	66	53	42	
9730650123015	12SSI07F065-1543	15	164	147	144	140	134	126	116	107	96	83	71	57	45	
9730650123115	12SSI07F065-1563	15	164	147	144	140	134	126	116	107	96	83	71	57	45	
9730650123016	12SSI07F065-1643	16	174	157	154	149	142	134	123	114	102	88	75	61	48	
9730650123116	12SSI07F065-1663	16	174	157	154	149	142	134	123	114	102	88	75	61	48	
9730650123017	12SSI07F065-1743	17	185	167	163	158	151	143	131	121	109	94	80	65	51	
9730650123117	12SSI07F065-1763	17	185	167	163	158	151	143	131	121	109	94	80	65	51	
9730650123118	12SSI09F065-1863	18	196	176	173	167	160	151	139	128	115	99	85	68	54	
9730650123119	12SSI09F065-1963	19	207	186	182	177	169	160	146	135	122	105	89	72	57	
9730650123120	12SSI09F065-2063	20	218	196	192	186	178	168	154	142	128	110	94	76	60	
9730650123121	12SSI09F065-2163	21	229	206	202	195	187	176	162	149	134	116	99	80	63	
9730650123122	12SSI09F065-2263	22	240	216	211	205	196	185	169	156	141	121	103	84	66	
9730650123123	12SSI11F065-2363	23	251	225	221	214	205	193	177	163	147	127	108	87	69	
9730650123124	12SSI11F065-2463	24	262	235	230	223	214	202	185	170	154	132	113	91	72	
9730650123126	12SSI11F065-2663	26	283	255	250	242	231	218	200	185	166	143	122	99	78	
9730650123127	12SSI13F065-2763	27	294	265	259	251	240	227	208	192	173	149	127	103	81	
9730650123128	12SSI13F065-2863	28	305	274	269	260	249	235	216	199	179	154	132	106	84	
9730650123129	12SSI13F065-2963	29	316	284	278	270	258	244	223	206	186	160	136	110	87	
9730650123130	12SSI13F065-3063	30	327	294	288	279	267	252	231	213	192	165	141	114	90	
9730650123131	12SSI15F065-3163	31	338	304	298	288	276	260	239	220	198	171	146	118	93	
9730650123132	12SSI15F065-3263	32	349	314	307	298	285	269	246	227	205	176	150	122	96	
9730650123133	12SSI15F065-3363	33	360	323	317	307	294	277	254	234	211	182	155	125	99	
9730650123134	12SSI15F065-3463	34	371	333	326	316	303	286	262	241	218	187	160	129	102	
9730650123135	12SSI15F065-3563	35	382	343	336	326	312	294	270	249	224	193	165	133	105	
9730650123136	12SSI15F065-3663	36	392	353	346	335	320	302	277	256	230	198	169	137	108	
9730650123137	12SSI18F065-3763	37	403	363	355	344	329	311	285	263	237	204	174	141	111	
9730650123138	12SSI18F065-3863	38	414	372	365	353	338	319	293	270	243	209	179	144	114	
9730650123139	12SSI18F065-3963	39	425	382	374	363	347	328	300	277	250	215	183	148	117	
9730650123140	12SSI18F065-4063	40	436	392	384	372	356	336	308	284	256	220	188	152	120	

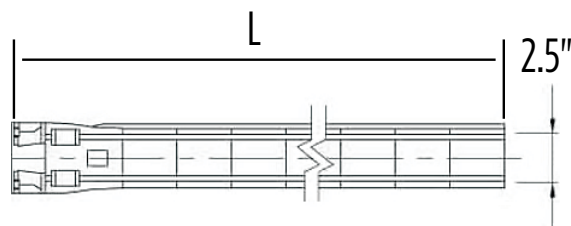
Total Dynamic Head (TDH) - meters

NOTE: 800 mm minimum liquid level (NPSH) from bottom of suction grid

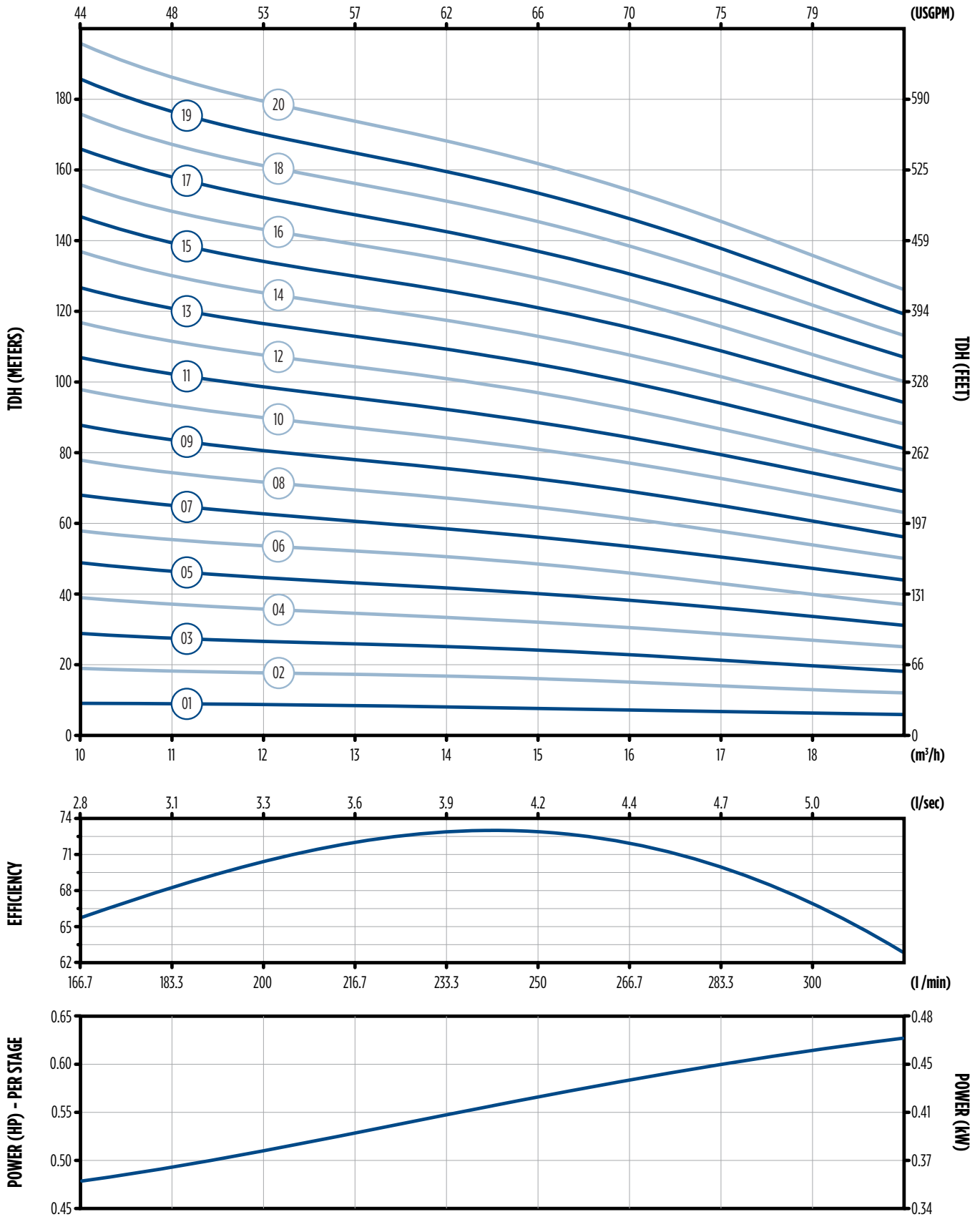
## 6" 12 M<sup>3</sup>/H - DIMENSIONS

Model No.	Model Description	kW	HP	Motor Size	Discharge	Stages	Length (L)		Weight	
							mm	in	kg	lbs
9730650123005	12SSI03F065-0543	3	4	4	2.5"	5	498	19.6	12	26
9730650123006	12SSI03F065-0643	3	4	4		6	528	20.8	12	26
9730650123007	12SSI04F065-0743	4	5.5	4		7	558	22	13	29
9730650123107	12SSI04F065-0763	4	5.5	6		7	558	22	13	29
9730650123008	12SSI04F065-0843	4	5.5	4		8	589	23.2	14	31
9730650123108	12SSI04F065-0863	4	5.5	6		8	589	23.2	14	31
9730650123009	12SSI04F065-0943	4	5.5	4		9	619	24.4	14	31
9730650123109	12SSI04F065-0963	4	5.5	6		9	619	24.4	15	33
9730650123010	12SSI05F065-1043	5.5	7.5	4		10	649	25.6	15	33
9730650123110	12SSI05F065-1063	5.5	7.5	6		10	649	25.6	16	35
9730650123011	12SSI05F065-1143	5.5	7.5	4		11	679	26.7	16	35
9730650123111	12SSI05F065-1163	5.5	7.5	6		11	679	26.7	17	37
9730650123012	12SSI05F065-1243	5.5	7.5	4		12	709	27.9	17	37
9730650123112	12SSI05F065-1263	5.5	7.5	6		12	709	27.9	17	37
9730650123013	12SSI05F065-1343	5.5	7.5	4		13	740	29.1	17	37
9730650123113	12SSI05F065-1363	5.5	7.5	6		13	740	29.1	18	40
9730650123014	12SSI07F065-1443	7.5	10	4		14	770	30.3	18	40
9730650123114	12SSI07F065-1463	7.5	10	6		14	770	30.3	19	42
9730650123015	12SSI07F065-1543	7.5	10	4		15	800	31.5	19	42
9730650123115	12SSI07F065-1563	7.5	10	6		15	800	31.5	20	44
9730650123016	12SSI07F065-1643	7.5	10	4		16	830	32.7	20	44
9730650123116	12SSI07F065-1663	7.5	10	6		16	830	32.7	21	46
9730650123017	12SSI07F065-1743	7.5	10	4		17	860	33.9	21	46
9730650123117	12SSI07F065-1763	7.5	10	6		17	860	33.9	22	49
9730650123118	12SSI09F065-1863	9.2	12.5	6		18	891	35.1	23	51
9730650123119	12SSI09F065-1963	9.2	12.5	6		19	921	36.3	23	51
9730650123120	12SSI09F065-2063	9.2	12.5	6		20	951	37.4	24	53
9730650123121	12SSI09F065-2163	9.2	12.5	6		21	981	38.6	25	55
9730650123122	12SSI09F065-2263	9.2	12.5	6		22	1011	39.8	26	57
9730650123123	12SSI11F065-2363	11	15	6		23	1042	41	27	60
9730650123124	12SSI11F065-2463	11	15	6		24	1072	42.2	28	62
9730650123125	12SSI11F065-2563	11	15	6		25	1102	43.4	29	64
9730650123126	12SSI11F065-2663	11	15	6		26	1132	44.6	29	64
9730650123127	12SSI13F065-2763	13	17.5	6		27	1162	45.7	30	66
9730650123128	12SSI13F065-2863	13	17.5	6		28	1193	47	31	68
9730650123129	12SSI13F065-2963	13	17.5	6		29	1223	48.1	32	71
9730650123130	12SSI13F065-3063	13	17.5	6		30	1253	49.3	33	73
9730650123131	12SSI15F065-3163	15	20	6		31	1283	50.5	34	75
9730650123132	12SSI15F065-3263	15	20	6		32	1313	51.7	35	77
9730650123133	12SSI15F065-3363	15	20	6		33	1344	52.9	35	77
9730650123134	12SSI15F065-3463	15	20	6	34	1374	54.1	36	79	
9730650123135	12SSI15F065-3563	15	20	6	35	1404	55.3	37	82	
9730650123136	12SSI15F065-3663	15	20	6	36	1434	56.5	38	84	
9730650123137	12SSI18F065-3763	18.5	25	6	37	1464	57.6	39	86	
9730650123138	12SSI18F065-3863	18.5	25	6	38	1495	58.9	40	88	
9730650123139	12SSI18F065-3963	18.5	25	6	39	1525	60	41	90	
9730650123140	12SSI18F065-4063	18.5	25	6	40	1555	61.2	41	90	

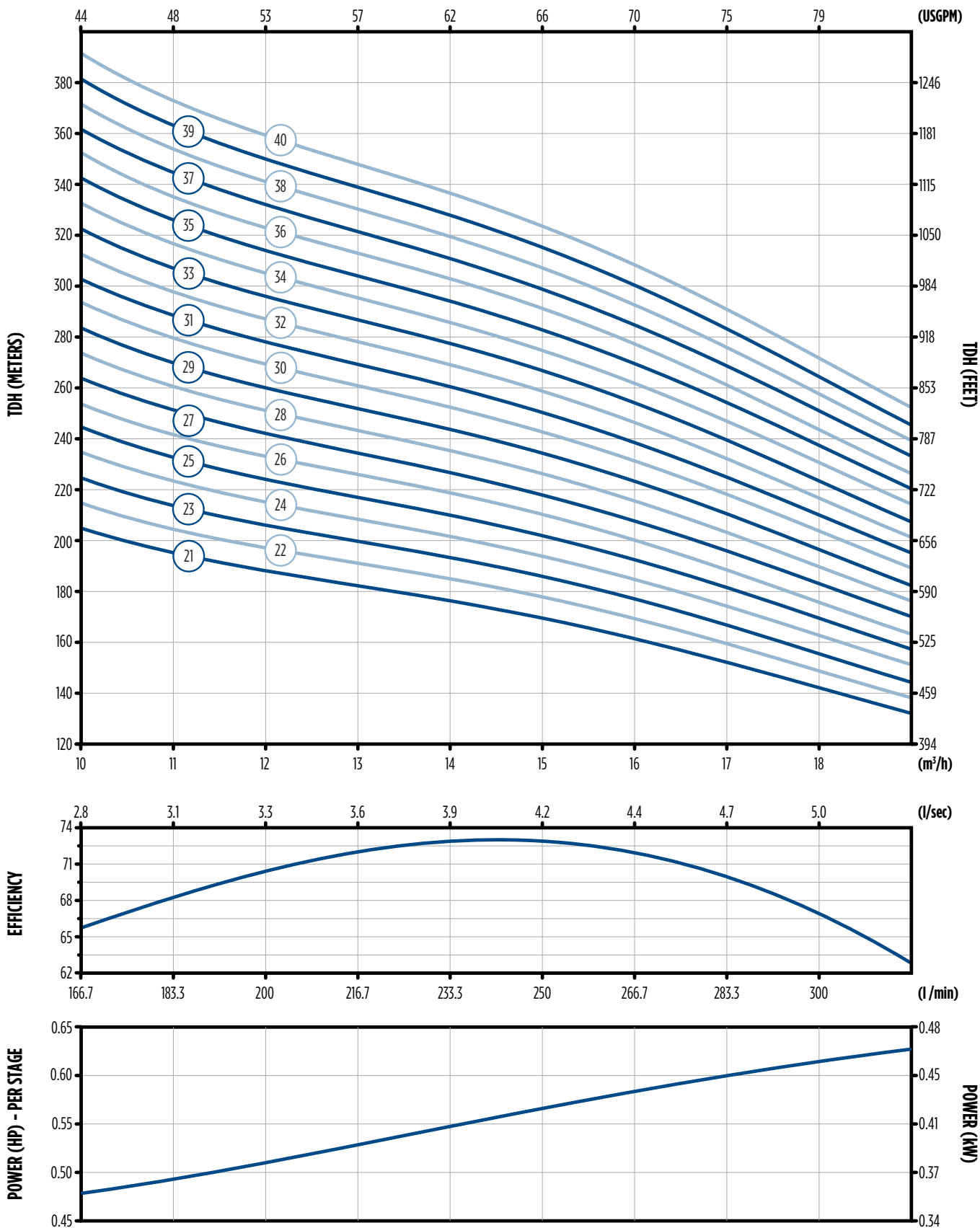
NOTE: Dimensions are for sizing estimations only



6" 15 M<sup>3</sup>/H - PERFORMANCE



6" 15 M<sup>3</sup>/H - PERFORMANCE





6" 15 M<sup>3</sup>/H - PERFORMANCE

Model No.	Model Description	Stages	LPS	0	2.78	3.06	3.33	3.61	3.89	4.17	4.44	4.72	5	5.28
			USGPM	0	44	48	53	57	62	66	70	75	79	84
			M <sup>3</sup> /H	0	10	11	12	13	14	15	16	17	18	19
			Flow Rate	Shut-Off	Recommended Operating Range									
9730650153001	15SSI005F065-0143	1	12	9	9	9	8	8	8	7	7	6	6	
9730650153002	15SSI011F065-0243	2	24	19	18	18	17	17	16	15	14	13	12	
9730650153003	15SSI015F065-0343	3	36	29	27	27	26	25	24	23	21	20	18	
9730650153004	15SSI022F065-0443	4	48	39	37	36	34	34	32	30	29	27	25	
9730650153005	15SSI022F065-0543	5	60	49	46	45	43	42	40	38	36	34	31	
9730650153006	15SSI03F065-0643	6	72	58	55	54	52	51	48	46	43	40	37	
9730650153007	15SSI04F065-0743	7	84	68	65	63	60	59	56	53	51	47	44	
9730650153107	15SSI04F065-0763	7	84	68	65	63	60	59	56	53	51	47	44	
9730650153008	15SSI04F065-0843	8	96	78	74	72	69	68	64	61	58	54	50	
9730650153108	15SSI04F065-0863	8	96	78	74	72	69	68	64	61	58	54	50	
9730650153009	15SSI04F065-0943	9	108	88	83	81	78	76	72	69	65	61	56	
9730650153109	15SSI04F065-0963	9	108	88	83	81	78	76	72	69	65	61	56	
9730650153010	15SSI05F065-1043	10	120	98	93	90	87	85	80	77	73	68	63	
9730650153110	15SSI05F065-1063	10	120	98	93	90	87	85	80	77	73	68	63	
9730650153011	15SSI05F065-1143	11	132	107	102	99	95	93	88	84	80	74	69	
9730650153111	15SSI05F065-1163	11	132	107	102	99	95	93	88	84	80	74	69	
9730650153012	15SSI05F065-1243	12	144	117	111	108	104	102	96	92	87	81	75	
9730650153112	15SSI05F065-1263	12	144	117	111	108	104	102	96	92	87	81	75	
9730650153013	15SSI07F065-1343	13	156	127	120	117	113	110	104	100	94	88	81	
9730650153113	15SSI07F065-1363	13	156	127	120	117	113	110	104	100	94	88	81	
9730650153014	15SSI07F065-1443	14	168	137	130	125	121	119	112	107	102	95	88	
9730650153114	15SSI07F065-1463	14	168	137	130	125	121	119	112	107	102	95	88	
9730650153015	15SSI07F065-1543	15	180	147	139	134	130	127	120	115	109	102	94	
9730650153115	15SSI07F065-1563	15	180	147	139	134	130	127	120	115	109	102	94	
9730650153016	15SSI07F065-1643	16	192	156	148	143	139	136	128	123	116	108	100	
9730650153116	15SSI07F065-1663	16	192	156	148	143	139	136	128	123	116	108	100	
9730650153117	15SSI09F065-1763	17	204	166	158	152	147	144	136	130	124	115	107	
9730650153118	15SSI09F065-1863	18	216	176	167	161	156	153	144	138	131	122	113	
9730650153119	15SSI09F065-1963	19	228	186	176	170	165	161	152	146	138	129	119	
9730650153120	15SSI09F065-2063	20	240	196	186	179	174	170	160	154	146	136	126	
9730650153121	15SSI11F065-2163	21	252	205	195	188	182	178	168	161	153	142	132	
9730650153122	15SSI11F065-2263	22	264	215	204	197	191	187	176	169	160	149	138	
9730650153123	15SSI11F065-2363	23	276	225	213	206	200	195	184	177	167	156	144	
9730650153124	15SSI11F065-2463	24	288	235	223	215	208	204	192	184	175	163	151	
9730650153125	15SSI11F065-2563	25	300	245	232	224	217	212	200	192	182	170	157	
9730650153126	15SSI13F065-2663	26	312	254	241	233	226	221	208	200	189	176	163	
9730650153127	15SSI13F065-2763	27	324	264	251	242	234	229	216	207	197	183	170	
9730650153128	15SSI13F065-2863	28	336	274	260	251	243	238	224	215	204	190	176	
9730650153129	15SSI13F065-2963	29	348	284	269	260	252	246	232	223	211	197	182	
9730650153130	15SSI15F065-3063	30	360	294	279	269	261	255	240	231	219	204	189	
9730650153131	15SSI15F065-3163	31	372	303	288	278	269	263	248	238	226	210	195	
9730650153132	15SSI15F065-3263	32	384	313	297	287	278	272	256	246	233	217	201	
9730650153133	15SSI15F065-3363	33	396	323	306	296	287	280	264	254	240	224	207	
9730650153134	15SSI18F065-3463	34	408	333	316	305	295	289	272	261	248	231	214	
9730650153135	15SSI18F065-3563	35	420	343	325	314	304	297	280	269	255	238	220	
9730650153136	15SSI18F065-3663	36	432	353	334	323	313	306	288	277	262	244	226	
9730650153137	15SSI18F065-3763	37	444	362	344	332	321	314	296	284	270	251	233	
9730650153138	15SSI18F065-3863	38	456	372	353	341	330	323	304	292	277	258	239	
9730650153139	15SSI18F065-3963	39	468	382	362	350	339	331	312	300	284	265	245	
9730650153140	15SSI18F065-4063	40	480	392	372	359	348	340	320	308	292	272	252	

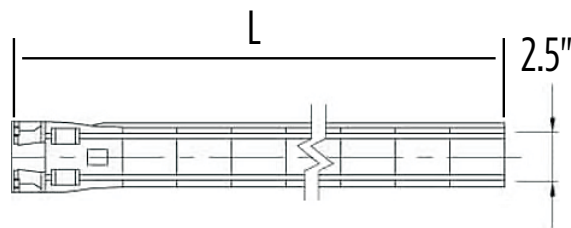
Total Dynamic Head (TDH) - meters

NOTE: 800 mm minimum liquid level (NPSH) from bottom of suction grid

### 6" 15 M<sup>3</sup>/H - DIMENSIONS

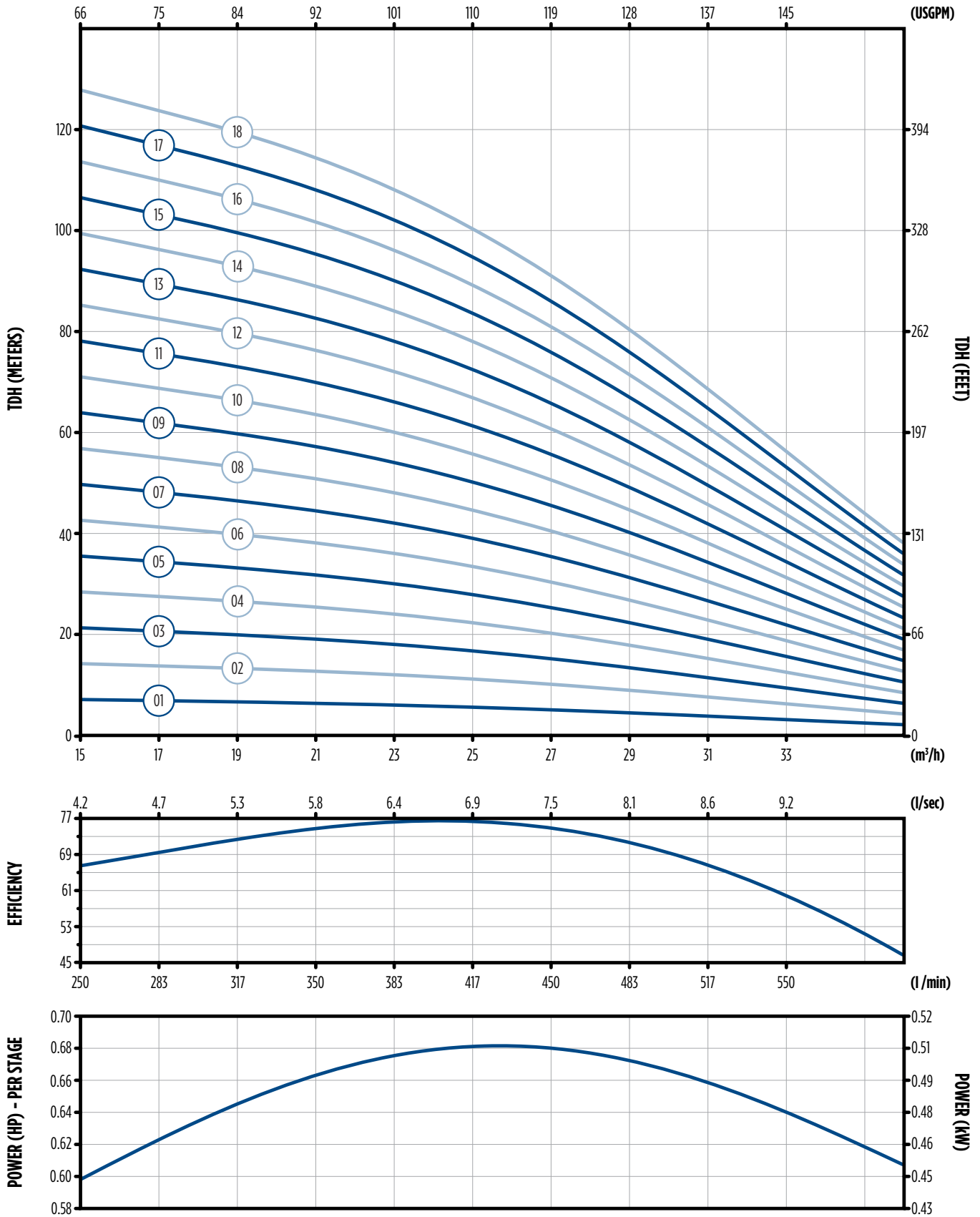
Model No.	Model Description	kW	HP	Motor Size	Discharge	Stages	Length (L)		Weight	
							mm	in	kg	lbs
9730650153001	15SSI005F065-0143	0.55	0.75	4	2.5"	1	330	13	6	13
9730650153002	15SSI011F065-0243	1.1	1.5	4		2	391	15.4	8	18
9730650153003	15SSI015F065-0343	1.5	2	4		3	451	17.8	9	20
9730650153004	15SSI022F065-0443	2.2	3	4		4	512	20.2	10	22
9730650153005	15SSI022F065-0543	2.2	3	4		5	572	22.5	11	24
9730650153006	15SSI03F065-0643	3	4	4		6	633	24.9	12	26
9730650153007	15SSI04F065-0743	4	5.5	4		7	693	27.3	14	31
9730650153107	15SSI04F065-0763	4	5.5	6		7	693	27.3	15	33
9730650153008	15SSI04F065-0843	4	5.5	4		8	754	29.7	15	33
9730650153108	15SSI04F065-0863	4	5.5	6		8	754	29.7	16	35
9730650153009	15SSI04F065-0943	4	5.5	4		9	814	32	16	35
9730650153109	15SSI04F065-0963	4	5.5	6		9	814	32	17	37
9730650153010	15SSI05F065-1043	5.5	7.5	4		10	875	34.4	17	37
9730650153110	15SSI05F065-1063	5.5	7.5	6		10	875	34.4	19	42
9730650153011	15SSI05F065-1143	5.5	7.5	4		11	935	36.8	19	42
9730650153111	15SSI05F065-1163	5.5	7.5	6		11	935	36.8	20	44
9730650153012	15SSI05F065-1243	5.5	7.5	4		12	996	39.2	20	44
9730650153112	15SSI05F065-1263	5.5	7.5	6		12	996	39.2	21	46
9730650153013	15SSI07F065-1343	7.5	10	4		13	1056	41.6	21	46
9730650153113	15SSI07F065-1363	7.5	10	6		13	1056	41.6	22	49
9730650153014	15SSI07F065-1443	7.5	10	4		14	1117	44	22	49
9730650153114	15SSI07F065-1463	7.5	10	6		14	1117	44	23	51
9730650153015	15SSI07F065-1543	7.5	10	4		15	1177	46.3	24	53
9730650153115	15SSI07F065-1563	7.5	10	6		15	1177	46.3	25	55
9730650153016	15SSI07F065-1643	7.5	10	4		16	1238	48.7	25	55
9730650153116	15SSI07F065-1663	7.5	10	6		16	1238	48.7	26	57
9730650153117	15SSI09F065-1763	9.2	12.5	6		17	1298	51.1	27	60
9730650153118	15SSI09F065-1863	9.2	12.5	6		18	1359	53.5	28	62
9730650153119	15SSI09F065-1963	9.2	12.5	6		19	1419	55.9	29	64
9730650153120	15SSI09F065-2063	9.2	12.5	6		20	1480	58.3	30	66
9730650153121	15SSI11F065-2163	11	15	6		21	1540	60.6	32	71
9730650153122	15SSI11F065-2263	11	15	6		22	1617	63.7	34	75
9730650153123	15SSI11F065-2363	11	15	6		23	1677	66	35	77
9730650153124	15SSI11F065-2463	11	15	6		24	1738	68.4	36	79
9730650153125	15SSI11F065-2563	11	15	6		25	1798	70.8	37	82
9730650153126	15SSI13F065-2663	13	17.5	6		26	1859	73.2	39	86
9730650153127	15SSI13F065-2763	13	17.5	6		27	1919	75.6	40	88
9730650153128	15SSI13F065-2863	13	17.5	6		28	1980	78	41	90
9730650153129	15SSI13F065-2963	13	17.5	6		29	2040	80.3	42	93
9730650153130	15SSI15F065-3063	15	20	6		30	2101	82.7	43	95
9730650153131	15SSI15F065-3163	15	20	6	31	2161	85.1	45	99	
9730650153132	15SSI15F065-3263	15	20	6	32	2222	87.5	46	101	
9730650153133	15SSI15F065-3363	15	20	6	33	2282	89.8	47	104	
9730650153134	15SSI18F065-3463	18.5	25	6	34	2343	92.2	48	106	
9730650153135	15SSI18F065-3563	18.5	25	6	35	2403	94.6	49	108	
9730650153136	15SSI18F065-3663	18.5	25	6	36	2464	97	51	112	
9730650153137	15SSI18F065-3763	18.5	25	6	37	2524	99.4	52	115	
9730650153138	15SSI18F065-3863	18.5	25	6	38	2585	101.8	53	117	
9730650153139	15SSI18F065-3963	18.5	25	6	39	2645	104.1	54	119	
9730650153140	15SSI18F065-4063	18.5	25	6	40	2706	106.5	55	121	

NOTE: Dimensions are for sizing estimations only

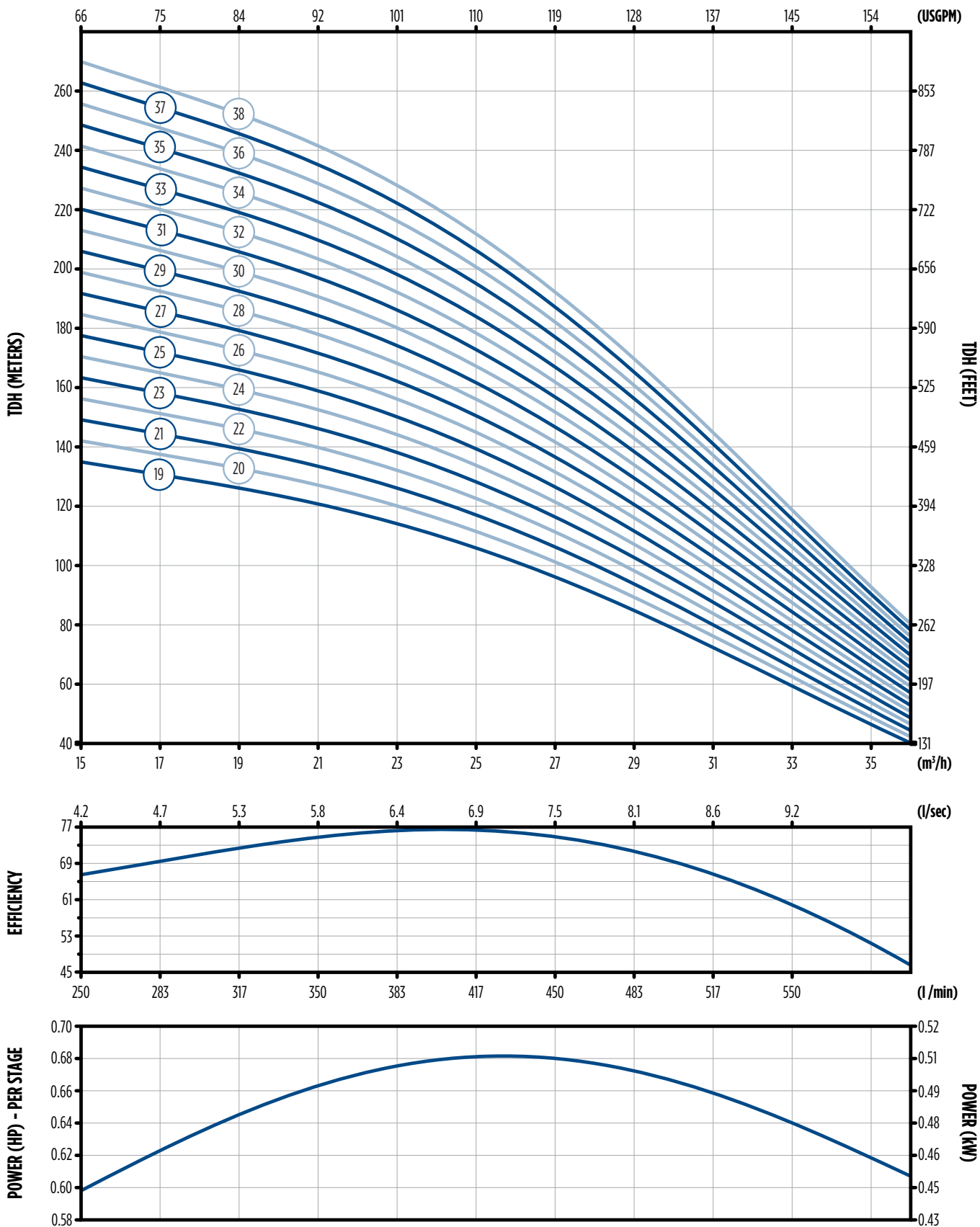




6" 24 M<sup>3</sup>/H - PERFORMANCE



### 6" 24 M<sup>3</sup>/H - PERFORMANCE



## 6" 24 M<sup>3</sup>/H - PERFORMANCE

Model No.	Model Description	Stages	LPS	0	4.17	5	5.83	6.67	7.5	8.33	9.17	10
			USGPM	0	66	79	92	106	119	132	145	159
			M <sup>3</sup> /H	0	15	18	21	24	27	30	33	36
			Flow Rate	Shut-Off	Recommended Operating Range							
9730650243001	24SSI005F065-0143	1	8	7	7	6	6	5	4	3	2	
9730650243002	24SSIO11F065-0243	2	16	14	14	13	12	10	8	6	4	
9730650243003	24SSIO15F065-0343	3	23	21	20	19	17	15	12	9	6	
9730650243004	24SSIO22F065-0443	4	31	28	27	25	23	20	17	12	8	
9730650243005	24SSIO3F065-0543	5	39	36	34	32	29	25	21	16	11	
9730650243006	24SSIO3F065-0643	6	47	43	41	38	35	30	25	19	13	
9730650243007	24SSIO4F065-0743	7	55	50	47	45	41	35	29	22	15	
9730650243107	24SSIO4F065-0763	7	55	50	47	45	41	35	29	22	15	
9730650243008	24SSIO4F065-0843	8	62	57	54	51	46	40	33	25	17	
9730650243108	24SSIO4F065-0863	8	62	57	54	51	46	40	33	25	17	
9730650243009	24SSIO5F065-0943	9	70	64	61	57	52	46	37	28	19	
9730650243109	24SSIO5F065-0963	9	70	64	61	57	52	46	37	28	19	
9730650243010	24SSIO5F065-1043	10	78	71	68	64	58	51	41	31	21	
9730650243110	24SSIO5F065-1063	10	78	71	68	64	58	51	41	31	21	
9730650243011	24SSIO5F065-1143	11	86	78	74	70	64	56	46	34	23	
9730650243111	24SSIO5F065-1163	11	86	78	74	70	64	56	46	34	23	
9730650243012	24SSIO7F065-1243	12	94	85	81	76	70	61	50	37	25	
9730650243112	24SSIO7F065-1263	12	94	85	81	76	70	61	50	37	25	
9730650243013	24SSIO7F065-1343	13	101	92	88	83	75	66	54	41	27	
9730650243113	24SSIO7F065-1363	13	101	92	88	83	75	66	54	41	27	
9730650243014	24SSIO7F065-1443	14	109	99	95	89	81	71	58	44	30	
9730650243114	24SSIO7F065-1463	14	109	99	95	89	81	71	58	44	30	
9730650243015	24SSIO7F065-1543	15	117	107	101	95	87	76	62	47	32	
9730650243115	24SSIO7F065-1563	15	117	107	101	95	87	76	62	47	32	
9730650243116	24SSIO9F065-1663	16	125	114	108	102	93	81	66	50	34	
9730650243117	24SSIO9F065-1763	17	133	121	115	108	99	86	70	53	36	
9730650243118	24SSIO9F065-1863	18	140	128	122	114	104	91	75	56	38	
9730650243119	24SSII1F065-1963	19	148	135	128	121	110	96	79	59	40	
9730650243120	24SSII1F065-2063	20	156	142	135	127	116	101	83	62	42	
9730650243121	24SSII1F065-2163	21	164	149	142	134	122	106	87	66	44	
9730650243122	24SSII1F065-2263	22	172	156	149	140	127	111	91	69	47	
9730650243123	24SSII1F065-2363	23	179	163	156	146	133	116	95	72	49	
9730650243124	24SSII3F065-2463	24	187	170	162	153	139	121	100	75	51	
9730650243125	24SSII3F065-2563	25	195	178	169	159	145	127	104	78	53	
9730650243126	24SSII3F065-2663	26	203	185	176	165	151	132	108	81	55	
9730650243127	24SSII5F065-2763	27	211	192	183	172	156	137	112	84	57	
9730650243128	24SSII5F065-2863	28	218	199	189	178	162	142	116	87	59	
9730650243129	24SSII5F065-2963	29	226	206	196	184	168	147	120	91	61	
9730650243130	24SSII5F065-3063	30	234	213	203	191	174	152	124	94	63	
9730650243131	24SSII8F065-3163	31	242	220	210	197	180	157	129	97	66	
9730650243132	24SSII8F065-3263	32	249	227	216	203	185	162	133	100	68	
9730650243133	24SSII8F065-3363	33	257	234	223	210	191	167	137	103	70	
9730650243134	24SSII8F065-3463	34	265	241	230	216	197	172	141	106	72	
9730650243135	24SSII8F065-3563	35	273	249	237	223	203	177	145	109	74	
9730650243136	24SSII8F065-3663	36	281	256	243	229	209	182	149	112	76	
9730650243137	24SSI22F065-3763	37	288	263	250	235	214	187	153	116	78	
9730650243237	24SSI22F065-3783	37	288	263	250	235	214	187	153	116	78	
9730650243138	24SSI22F065-3863	38	296	270	257	242	220	192	158	119	80	
9730650243238	24SSI22F065-3883	38	296	270	257	242	220	192	158	119	80	

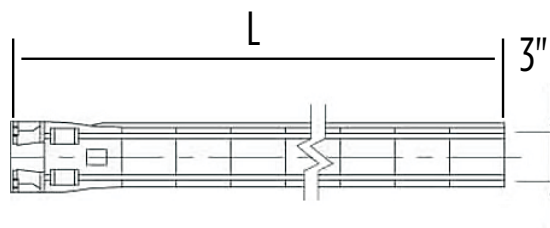
Total Dynamic Head (TDH) - meters

NOTE: 800 mm minimum liquid level (NPSH) from bottom of suction grid

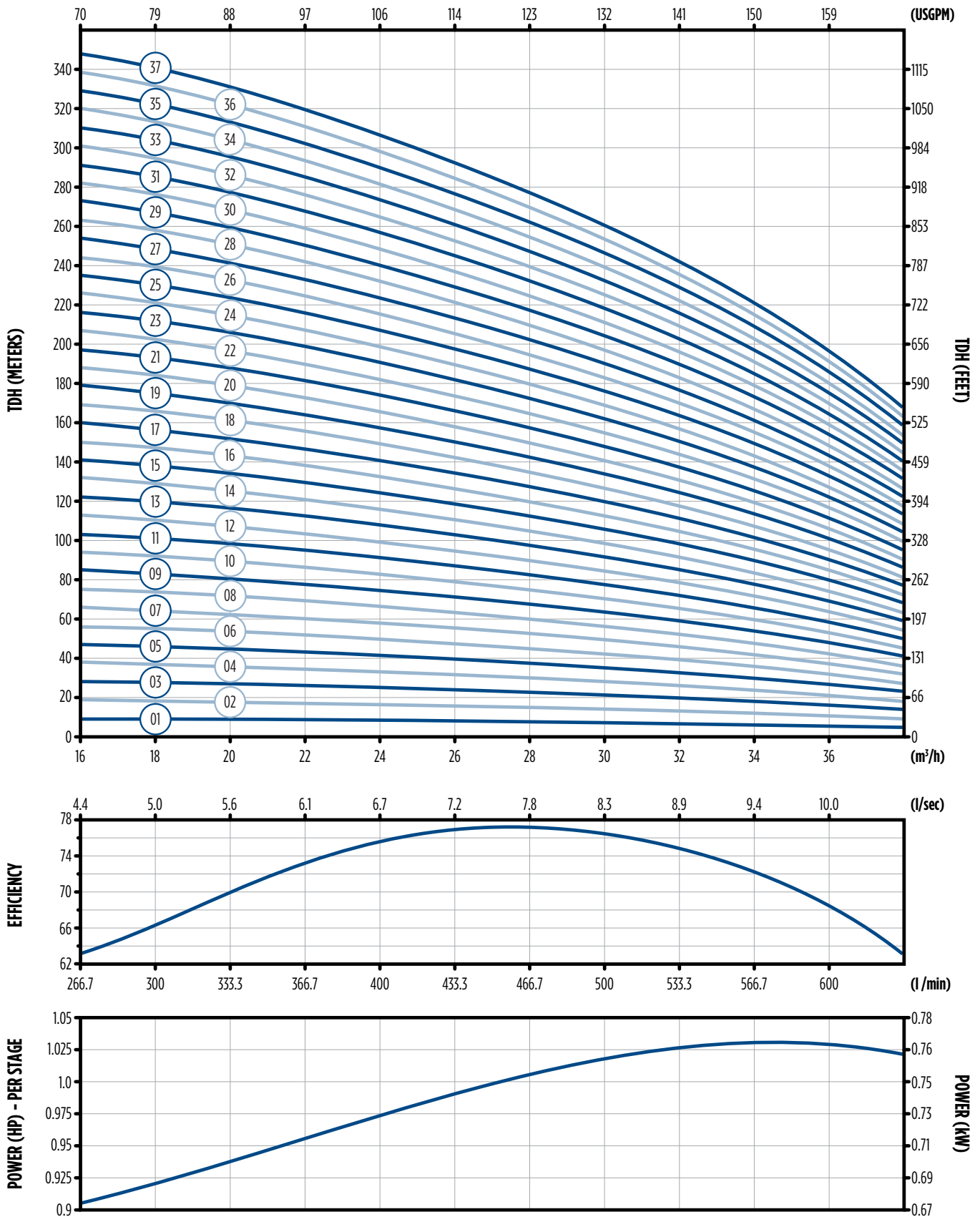
## 6" 24 M<sup>3</sup>/H - DIMENSIONS

Model No.	Model Description	kW	HP	Motor Size	Discharge	Stages	Length (L)		Weight	
							mm	in	kg	lbs
9730650243001	24SSI005F065-0143	0.55	0.75	4	3"	1	364	14.3	7	15
9730650243002	24SSI011F065-0243	1.1	1.5	4		2	460	18.1	8	18
9730650243003	24SSI015F065-0343	1.5	2	4		3	556	21.9	10	22
9730650243004	24SSI022F065-0443	2.2	3	4		4	652	25.7	12	26
9730650243005	24SSI03F065-0543	3	4	4		5	748	29.4	14	31
9730650243006	24SSI03F065-0643	3	4	4		6	844	33.2	16	35
9730650243007	24SSI04F065-0743	4	5.5	4		7	940	37	17	37
9730650243107	24SSI04F065-0763	4	5.5	6		7	940	37	19	42
9730650243008	24SSI04F065-0843	4	5.5	4		8	1036	40.8	19	42
9730650243108	24SSI04F065-0863	4	5.5	6		8	1036	40.8	21	46
9730650243009	24SSI05F065-0943	5.5	7.5	4		9	1132	44.6	21	46
9730650243109	24SSI05F065-0963	5.5	7.5	6		9	1132	44.6	22	49
9730650243010	24SSI05F065-1043	5.5	7.5	4		10	1228	48.3	23	51
9730650243110	24SSI05F065-1063	5.5	7.5	6		10	1228	48.3	24	53
9730650243011	24SSI05F065-1143	5.5	7.5	4		11	1324	52.1	24	53
9730650243111	24SSI05F065-1163	5.5	7.5	6		11	1324	52.1	25	55
9730650243012	24SSI07F065-1243	7.5	10	4		12	1420	55.9	26	57
9730650243112	24SSI07F065-1263	7.5	10	6		12	1420	55.9	27	60
9730650243013	24SSI07F065-1343	7.5	10	4		13	1516	59.7	28	62
9730650243113	24SSI07F065-1363	7.5	10	6		13	1516	59.7	28	62
9730650243014	24SSI07F065-1443	7.5	10	4		14	1612	63.5	30	66
9730650243114	24SSI07F065-1463	7.5	10	6		14	1612	63.5	30	66
9730650243015	24SSI07F065-1543	7.5	10	4		15	1708	67.2	31	68
9730650243115	24SSI07F065-1563	7.5	10	6		15	1708	67.2	31	68
9730650243116	24SSI09F065-1663	9.2	12.5	6		16	1804	71	33	73
9730650243117	24SSI09F065-1763	9.2	12.5	6		17	1900	74.8	34	75
9730650243118	24SSI09F065-1863	9.2	12.5	6		18	1996	78.6	36	79
9730650243119	24SSI11F065-1963	11	15	6		19	2092	82.4	37	82
9730650243120	24SSI11F065-2063	11	15	6		20	2188	86.1	39	86
9730650243121	24SSI11F065-2163	11	15	6		21	2300	90.6	41	90
9730650243122	24SSI11F065-2263	11	15	6		22	2396	94.3	42	93
9730650243123	24SSI11F065-2363	13	17.5	6		23	2492	98.1	44	97
9730650243124	24SSI13F065-2463	13	17.5	6		24	2588	101.9	45	99
9730650243125	24SSI13F065-2563	13	17.5	6		25	2684	105.7	47	104
9730650243126	24SSI13F065-2663	15	20	6		26	2780	109.4	48	106
9730650243127	24SSI15F065-2763	15	20	6		27	2876	113.2	50	110
9730650243128	24SSI15F065-2863	15	20	6		28	2972	117	51	112
9730650243129	24SSI15F065-2963	15	20	6		29	3068	120.8	53	117
9730650243130	24SSI15F065-3063	18.5	25	6	30	3164	124.6	54	119	
9730650243131	24SSI18F065-3163	18.5	25	6	31	3260	128.3	56	123	
9730650243132	24SSI18F065-3263	18.5	25	6	32	3356	132.1	57	126	
9730650243133	24SSI18F065-3363	18.5	25	6	33	3452	135.9	59	130	
9730650243134	24SSI18F065-3463	18.5	25	6	34	3548	139.7	60	132	
9730650243135	24SSI18F065-3563	18.5	25	6	35	3644	143.5	62	137	
9730650243136	24SSI18F065-3663	18.5	25	6	36	3740	147.2	63	139	
9730650243137	24SSI22F065-3763	22	30	6	37	3836	151	65	143	
9730650243237	24SSI22F065-3783	22	30	8	37	3865	152.2	68	150	
9730650243138	24SSI22F065-3863	22	30	6	38	3932	154.8	66	146	
9730650243238	24SSI22F065-3883	22	30	8	38	3961	155.9	69	152	

NOTE: Dimensions are for sizing estimations only



### 6" 30 M<sup>3</sup>/H - PERFORMANCE



## 6" 30 M<sup>3</sup>/H - PERFORMANCE

Model No.	Model Description	Stages	LPS	0	4.44	5	5.56	6.11	6.67	7.22	7.78	8.33	8.89	9.44	10	10.56
			USGPM	0	70	79	88	97	106	114	123	132	141	150	159	167
			M <sup>3</sup> /H	0	16	18	20	22	24	26	28	30	32	34	36	38
			Flow Rate	Shut-Off	Recommended Operating Range											
9730650303001	30SSI007F065-0143	1	10	9	9	9	9	8	8	8	7	7	6	5	5	
9730650303002	30SSI015F065-0243	2	19	19	18	18	17	16	16	15	14	13	12	11	9	
9730650303003	30SSI022F065-0343	3	29	28	28	27	26	25	24	23	21	20	18	16	14	
9730650303004	30SSI03F065-0443	4	39	38	37	36	34	33	32	30	28	26	24	21	18	
9730650303005	30SSI04F065-0543	5	49	47	46	45	43	41	40	38	35	32	30	27	23	
9730650303105	30SSI04F065-0563	5	49	47	46	45	43	41	40	38	35	32	30	27	23	
9730650303006	30SSI05F065-0643	6	59	56	55	54	52	49	48	45	42	39	36	32	27	
9730650303106	30SSI05F065-0663	6	59	56	55	54	52	49	48	45	42	39	36	32	27	
9730650303007	30SSI05F065-0743	7	68	66	64	63	60	57	56	53	49	46	42	37	32	
9730650303107	30SSI05F065-0763	7	68	66	64	63	60	57	56	53	49	46	42	37	32	
9730650303008	30SSI07F065-0843	8	78	75	74	72	69	66	64	60	56	52	48	42	36	
9730650303108	30SSI07F065-0863	8	78	75	74	72	69	66	64	60	56	52	48	42	36	
9730650303009	30SSI07F065-0943	9	88	85	83	81	77	74	72	68	63	59	54	48	41	
9730650303109	30SSI07F065-0963	9	88	85	83	81	77	74	72	68	63	59	54	48	41	
9730650303010	30SSI07F065-1043	10	98	94	92	90	86	82	80	75	70	65	60	53	45	
9730650303110	30SSI07F065-1063	10	98	94	92	90	86	82	80	75	70	65	60	53	45	
9730650303111	30SSI09F065-1163	11	108	103	101	99	95	90	88	83	77	72	66	58	50	
9730650303112	30SSI09F065-1263	12	117	113	110	108	103	98	96	90	84	78	72	64	54	
9730650303113	30SSI11F065-1363	13	127	122	120	117	112	107	104	98	91	85	78	69	59	
9730650303114	30SSI11F065-1463	14	137	132	129	126	120	115	112	105	98	91	84	74	63	
9730650303115	30SSI11F065-1563	15	147	141	138	135	129	123	120	113	105	98	90	80	68	
9730650303116	30SSI13F065-1663	16	157	150	147	144	138	131	128	120	112	104	96	85	72	
9730650303117	30SSI13F065-1763	17	166	160	156	153	146	139	136	128	119	111	102	90	77	
9730650303118	30SSI15F065-1863	18	173	169	166	162	155	148	144	135	126	117	108	95	81	
9730650303119	30SSI15F065-1963	19	182	179	175	171	163	156	152	143	133	124	114	101	86	
9730650303120	30SSI15F065-2063	20	191	188	184	180	172	164	160	150	140	130	120	106	90	
9730650303121	30SSI18F065-2163	21	200	197	193	189	181	172	168	158	147	137	126	111	95	
9730650303122	30SSI18F065-2263	22	210	207	202	198	189	180	176	165	154	143	132	117	99	
9730650303123	30SSI18F065-2363	23	218	216	212	207	198	189	184	173	161	150	138	122	104	
9730650303124	30SSI18F065-2463	24	228	226	221	216	206	197	192	180	168	156	144	127	108	
9730650303125	30SSI18F065-2563	25	236	235	230	225	215	205	200	188	175	163	150	133	113	
9730650303126	30SSI22F065-2663	26	246	244	239	234	224	213	208	195	182	169	156	138	117	
9730650303226	30SSI22F065-2683	26	246	244	239	234	224	213	208	195	182	169	156	138	117	
9730650303127	30SSI22F065-2763	27	254	254	248	243	232	221	216	203	189	176	162	143	122	
9730650303227	30SSI22F065-2783	27	254	254	248	243	232	221	216	203	189	176	162	143	122	
9730650303128	30SSI22F065-2863	28	264	263	258	252	241	230	224	210	196	182	168	148	126	
9730650303228	30SSI22F065-2883	28	264	263	258	252	241	230	224	210	196	182	168	148	126	
9730650303129	30SSI22F065-2963	29	273	273	267	261	249	238	232	218	203	189	174	154	131	
9730650303229	30SSI22F065-2983	29	273	273	267	261	249	238	232	218	203	189	174	154	131	
9730650303130	30SSI22F065-3063	30	284	282	276	270	258	246	240	225	210	195	180	159	135	
9730650303230	30SSI22F065-3083	30	284	282	276	270	258	246	240	225	210	195	180	159	135	
9730650303131	30SSI22F065-3163	31	294	291	285	279	267	254	248	233	217	202	186	164	140	
9730650303231	30SSI22F065-3183	31	294	291	285	279	267	254	248	233	217	202	186	164	140	
9730650303132	30SSI25F065-3263	32	303	301	294	288	275	262	256	240	224	208	192	170	144	
9730650303232	30SSI26F065-3283	32	303	301	294	288	275	262	256	240	224	208	192	170	144	
9730650303133	30SSI25F065-3363	33	313	310	304	297	284	271	264	248	231	215	198	175	149	
9730650303233	30SSI26F065-3383	33	313	310	304	297	284	271	264	248	231	215	198	175	149	
9730650303134	30SSI25F065-3463	34	323	320	313	306	292	279	272	255	238	221	204	180	153	
9730650303234	30SSI26F065-3483	34	323	320	313	306	292	279	272	255	238	221	204	180	153	
9730650303135	30SSI25F065-3563	35	333	329	322	315	301	287	280	263	245	228	210	186	158	
9730650303235	30SSI26F065-3583	35	333	329	322	315	301	287	280	263	245	228	210	186	158	
9730650303136	30SSI30F065-3663	36	360	324	324	324	324	288	288	288	252	252	216	180	180	
9730650303236	30SSI30F065-3683	36	360	324	324	324	324	288	288	288	252	252	216	180	180	
9730650303137	30SSI30F065-3763	37	370	333	333	333	333	296	296	296	259	259	222	185	185	
9730650303237	30SSI30F065-3783	37	370	333	333	333	333	296	296	296	259	259	222	185	185	

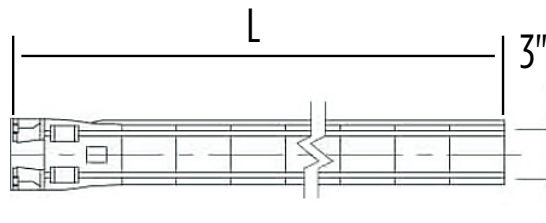
Total Dynamic Head (TDH) - meters

NOTE: 800 mm minimum liquid level (NPSH) from bottom of suction grid

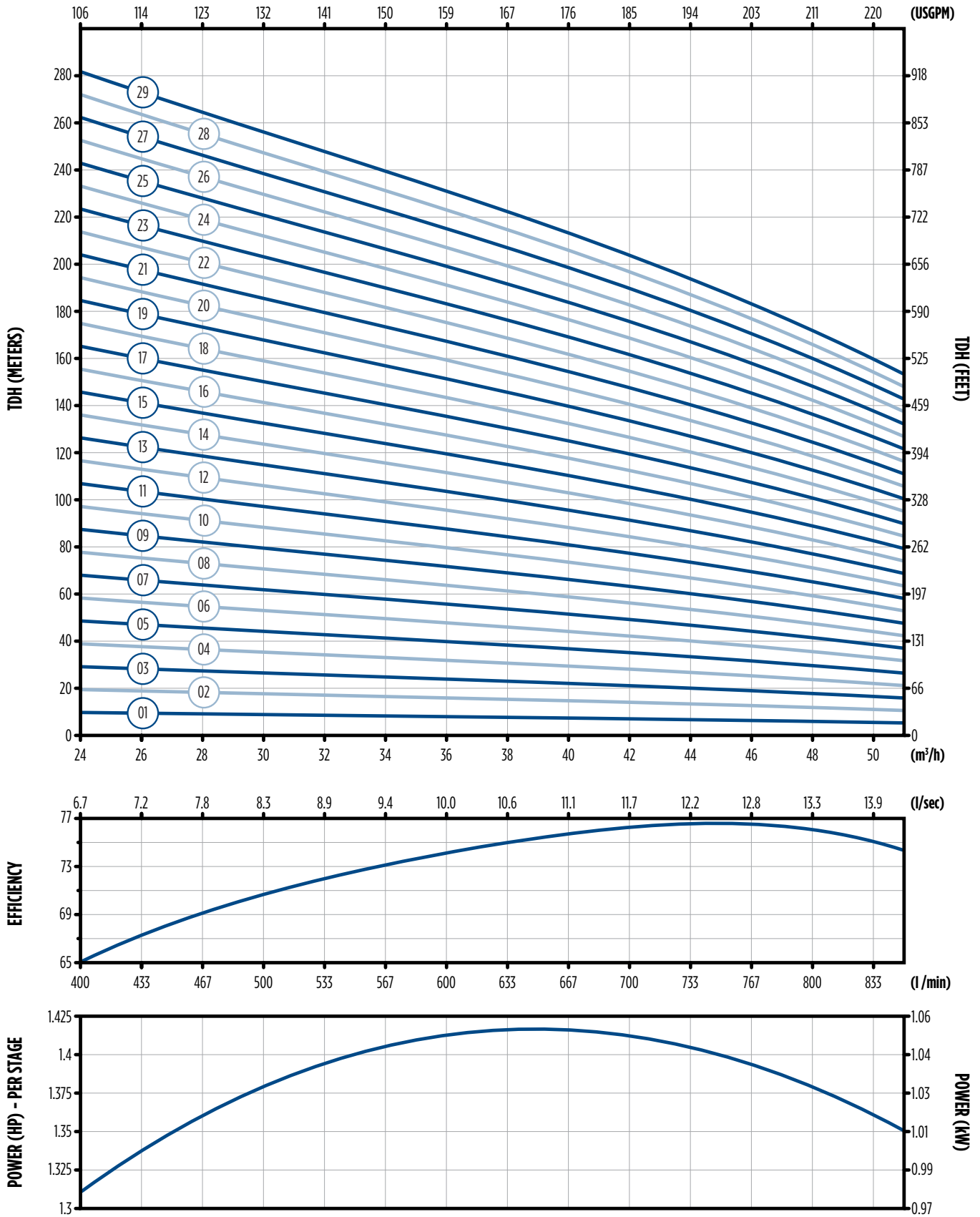
### 6" 30 M<sup>3</sup>/H - DIMENSIONS

Model No.	Model Description	kW	HP	Motor Size	Discharge	Stages	Length (L)		Weight	
							mm	in	kg	lbs
9730650303001	30SSI007F065-0143	0.75	1	4	3"	1	364	14.3	7	15
9730650303002	30SSI015F065-0243	1.5	2	4		2	460	18.1	8	18
9730650303003	30SSI022F065-0343	2.2	3	4		3	556	21.9	10	22
9730650303004	30SSI03F065-0443	3	4	4		4	652	25.7	12	26
9730650303005	30SSI04F065-0543	4	5.5	4		5	748	29.4	14	31
9730650303105	30SSI04F065-0563	4	5.5	6		5	748	29.4	16	35
9730650303006	30SSI05F065-0643	5.5	7.5	4		6	844	33.2	16	35
9730650303106	30SSI05F065-0663	5.5	7.5	6		6	844	33.2	18	40
9730650303007	30SSI05F065-0743	5.5	7.5	4		7	940	37	17	37
9730650303107	30SSI05F065-0763	5.5	7.5	6		7	940	37	19	42
9730650303008	30SSI07F065-0843	7.5	10	4		8	1036	40.8	19	42
9730650303108	30SSI07F065-0863	7.5	10	6		8	1036	40.8	21	46
9730650303009	30SSI07F065-0943	7.5	10	4		9	1132	44.6	21	46
9730650303109	30SSI07F065-0963	7.5	10	6		9	1132	44.6	22	49
9730650303010	30SSI07F065-1043	7.5	10	4		10	1228	48.3	23	51
9730650303110	30SSI07F065-1063	7.5	10	6		10	1228	48.3	24	53
9730650303111	30SSI09F065-1163	9.2	12.5	6		11	1324	52.1	25	55
9730650303112	30SSI09F065-1263	9.2	12.5	6		12	1420	55.9	27	60
9730650303113	30SSI11F065-1363	11	15	6		13	1516	59.7	28	62
9730650303114	30SSI11F065-1463	11	15	6		14	1612	63.5	30	66
9730650303115	30SSI11F065-1563	11	15	6		15	1708	67.2	31	68
9730650303116	30SSI13F065-1663	13	17.5	6		16	1804	71	33	73
9730650303117	30SSI13F065-1763	13	17.5	6		17	1900	74.8	34	75
9730650303118	30SSI15F065-1863	15	20	6		18	1996	78.6	36	79
9730650303119	30SSI15F065-1963	15	20	6		19	2092	82.4	37	82
9730650303120	30SSI15F065-2063	15	20	6		20	2188	86.1	39	86
9730650303121	30SSI18F065-2163	18.5	25	6		21	2300	90.6	41	90
9730650303122	30SSI18F065-2263	18.5	25	6		22	2396	94.3	42	93
9730650303123	30SSI18F065-2363	18.5	25	6		23	2492	98.1	44	97
9730650303124	30SSI18F065-2463	18.5	25	6		24	2588	101.9	45	99
9730650303125	30SSI18F065-2563	18.5	25	6		25	2684	105.7	47	104
9730650303126	30SSI22F065-2663	22	30	6		26	2780	109.4	48	106
9730650303226	30SSI22F065-2683	22	30	8		26	2809	110.6	51	112
9730650303127	30SSI22F065-2763	22	30	6		27	2876	113.2	50	110
9730650303227	30SSI22F065-2783	22	30	8		27	2905	114.4	53	117
9730650303128	30SSI22F065-2863	22	30	6		28	2972	117	51	112
9730650303228	30SSI22F065-2883	22	30	8		28	3001	118.1	54	119
9730650303129	30SSI22F065-2963	22	30	6	29	3068	120.8	53	117	
9730650303229	30SSI22F065-2983	22	30	8	29	3097	121.9	56	123	
9730650303130	30SSI22F065-3063	22	30	6	30	3164	124.6	54	119	
9730650303230	30SSI22F065-3083	22	30	8	30	3193	125.7	57	126	
9730650303131	30SSI22F065-3163	26	35	6	31	3260	128.3	56	123	
9730650303231	30SSI22F065-3183	26	35	8	31	3289	129.5	59	130	
9730650303132	30SSI25F065-3263	26	35	6	32	3356	132.1	57	126	
9730650303232	30SSI26F065-3283	26	35	8	32	3385	133.3	60	132	
9730650303133	30SSI25F065-3363	26	35	6	33	3452	135.9	59	130	
9730650303233	30SSI26F065-3383	26	35	8	33	3481	137	62	137	
9730650303134	30SSI25F065-3463	26	35	6	34	3548	139.7	60	132	
9730650303234	30SSI26F065-3483	26	35	8	34	3577	140.8	63	139	
9730650303135	30SSI25F065-3563	26	35	6	35	3644	143.5	62	137	
9730650303235	30SSI26F065-3583	26	35	8	35	3673	144.6	65	143	
9730650303136	30SSI30F065-3663	30	40	6	36	3740	147.2	63	139	
9730650303236	30SSI30F065-3683	30	40	8	36	3769	148.4	66	146	
9730650303137	30SSI30F065-3763	30	40	6	37	3836	151	65	143	
9730650303237	30SSI30F065-3783	30	40	8	37	3865	152.2	68	150	

NOTE: Dimensions are for sizing estimations only



### 6" 36 M<sup>3</sup>/H - PERFORMANCE





### 6" 36 M<sup>3</sup>/H - PERFORMANCE

Model No.	Model Description	Stages	LPS	0	6.67	7.5	8.33	9.17	10	10.83	11.67	12.5	13.33	14.17
			USGPM	0	106	119	132	145	159	172	185	198	211	225
			M <sup>3</sup> /H	0	24	27	30	33	36	39	42	45	48	51
			Flow Rate	Shut-Off	Recommended Operating Range									
9730650363001	36SSI01F065-0143	1	11	10	9	9	8	8	8	7	6	6	6	5
9730650363002	36SSI02F065-0243	2	23	19	19	18	17	16	15	14	13	12	11	11
9730650363003	36SSI04F065-0343	3	34	29	28	26	25	24	23	21	19	18	16	16
9730650363103	36SSI04F065-0363	3	34	29	28	26	25	24	23	21	19	18	16	16
9730650363004	36SSI04F065-0443	4	46	39	37	35	34	32	30	28	26	24	21	21
9730650363104	36SSI04F065-0463	4	46	39	37	35	34	32	30	28	26	24	21	21
9730650363005	36SSI05F065-0543	5	57	49	46	44	42	40	38	35	32	30	26	26
9730650363105	36SSI05F065-0563	5	57	49	46	44	42	40	38	35	32	30	26	26
9730650363006	36SSI07F065-0643	6	68	58	56	53	51	48	45	42	39	36	32	32
9730650363106	36SSI07F065-0663	6	68	58	56	53	51	48	45	42	39	36	32	32
9730650363007	36SSI07F065-0743	7	80	68	65	61	59	56	53	49	45	41	37	37
9730650363107	36SSI07F065-0763	7	80	68	65	61	59	56	53	49	45	41	37	37
9730650363108	36SSI09F065-0863	8	91	78	74	70	68	64	60	56	52	47	42	42
9730650363109	36SSI11F065-0963	9	103	87	84	79	76	71	68	63	58	53	48	48
9730650363110	36SSI11F065-1063	10	114	97	93	88	84	79	75	70	65	59	53	53
9730650363111	36SSI13F065-1163	11	126	107	102	97	93	87	83	77	71	65	58	58
9730650363112	36SSI13F065-1263	12	137	116	112	105	101	95	90	84	78	71	63	63
9730650363113	36SSI15F065-1363	13	148	126	121	114	110	103	98	91	84	77	69	69
9730650363114	36SSI15F065-1463	14	160	136	130	123	118	111	105	99	91	83	74	74
9730650363115	36SSI18F065-1563	15	171	146	139	132	127	119	113	106	97	89	79	79
9730650363116	36SSI18F065-1663	16	183	155	149	140	135	127	120	113	104	95	85	85
9730650363117	36SSI18F065-1763	17	194	165	158	149	144	135	128	120	110	101	90	90
9730650363118	36SSI18F065-1863	18	205	175	167	158	152	143	135	127	117	107	95	95
9730650363119	36SSI22F065-1963	19	217	184	177	167	161	151	143	134	123	113	100	100
9730650363219	36SSI22F065-1983	19	217	184	177	167	161	151	143	134	123	113	100	100
9730650363120	36SSI22F065-2063	20	228	194	186	176	169	159	150	141	130	119	106	106
9730650363220	36SSI22F065-2083	20	228	194	186	176	169	159	150	141	130	119	106	106
9730650363121	36SSI22F065-2163	21	240	204	195	184	177	167	158	148	136	124	111	111
9730650363221	36SSI22F065-2183	21	240	204	195	184	177	167	158	148	136	124	111	111
9730650363122	36SSI25F065-2263	22	251	214	205	193	186	175	165	155	143	130	116	116
9730650363222	36SSI25F065-2283	22	251	214	205	193	186	175	165	155	143	130	116	116
9730650363123	36SSI25F065-2363	23	262	223	214	202	194	183	173	162	149	136	122	122
9730650363223	36SSI25F065-2383	23	262	223	214	202	194	183	173	162	149	136	122	122
9730650363124	36SSI25F065-2463	24	274	233	223	211	203	191	180	169	156	142	127	127
9730650363224	36SSI25F065-2483	24	274	233	223	211	203	191	180	169	156	142	127	127
9730650363125	36SSI25F065-2563	25	285	243	232	219	211	199	188	176	162	148	132	132
9730650363225	36SSI25F065-2583	25	285	243	232	219	211	199	188	176	162	148	132	132
9730650363126	36SSI30F065-2663	26	297	252	242	228	220	206	195	183	169	154	137	137
9730650363226	36SSI30F065-2683	26	297	252	242	228	220	206	195	183	169	154	137	137
9730650363127	36SSI30F065-2763	27	308	262	251	237	228	214	203	190	175	160	143	143
9730650363227	36SSI30F065-2783	27	308	262	251	237	228	214	203	190	175	160	143	143
9730650363128	36SSI30F065-2863	28	320	272	260	246	237	222	210	197	182	166	148	148
9730650363228	36SSI30F065-2883	28	320	272	260	246	237	222	210	197	182	166	148	148
9730650363129	36SSI30F065-2963	29	331	282	270	255	245	230	218	204	188	172	153	153
9730650363229	36SSI30F065-2983	29	331	282	270	255	245	230	218	204	188	172	153	153

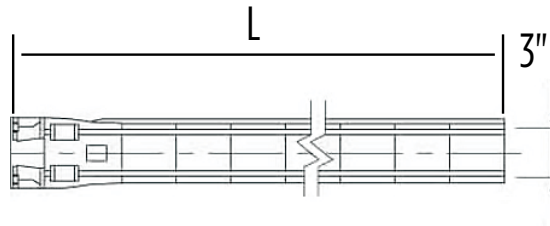
Total Dynamic Head (TDH) - meters

NOTE: 800 mm minimum liquid level (NPSH) from bottom of suction grid

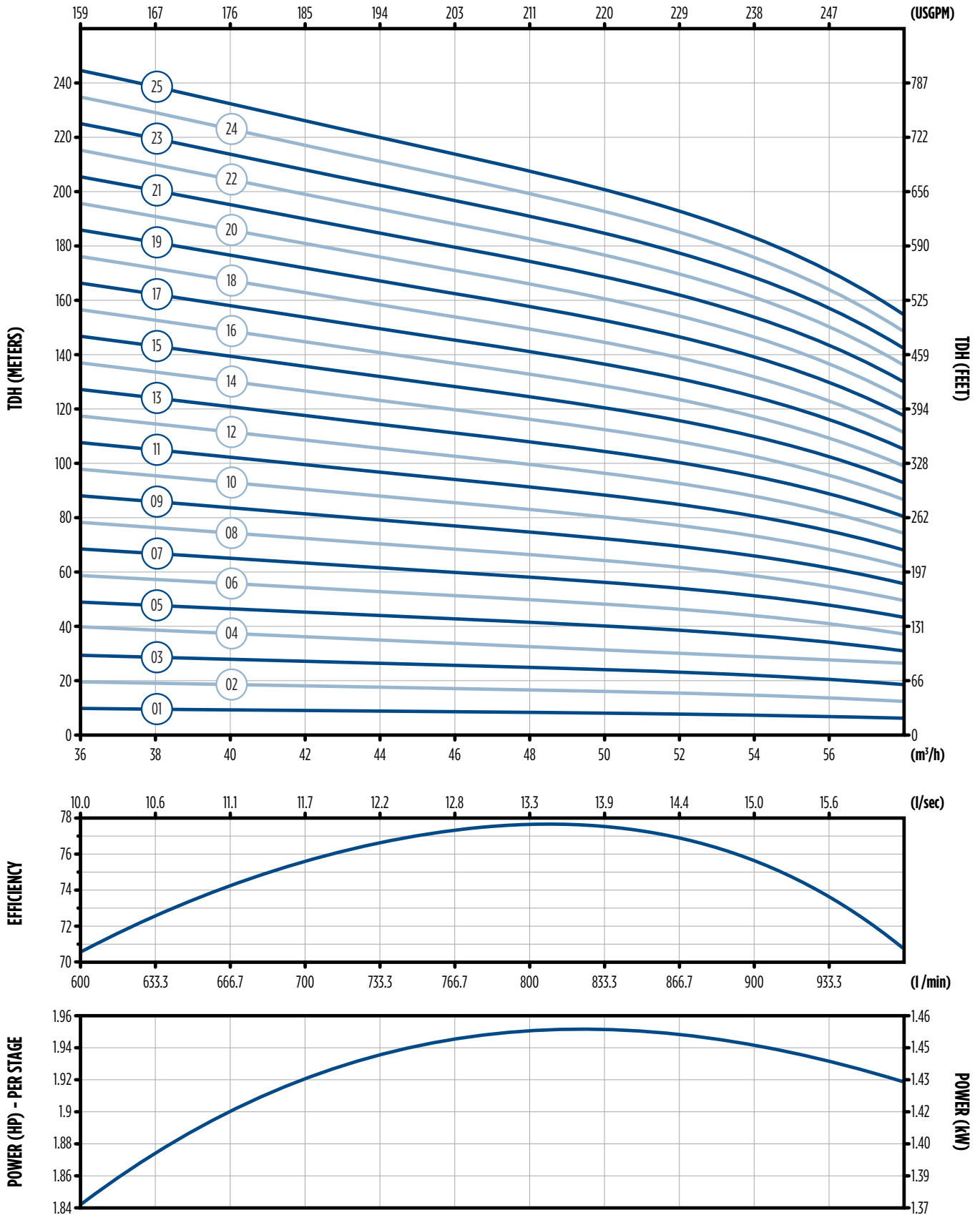
## 6" 36 M<sup>3</sup>/H - DIMENSIONS

Model No.	Model Description	kW	HP	Motor Size	Discharge	Stages	Length (L)		Weight	
							mm	in	kg	lbs
9730650363001	36SSI01F065-0143	1.1	2	4	3"	1	385	15.2	7	15
9730650363002	36SSI02F065-0243	2.2	3	4		2	498	19.6	9	20
9730650363003	36SSI04F065-0343	4	5.5	4		3	611	24.1	11	24
9730650363103	36SSI04F065-0363	4	5.5	6		3	611	24.1	11	24
9730650363004	36SSI04F065-0443	4	5.5	4		4	724	28.5	14	31
9730650363104	36SSI04F065-0463	4	5.5	6		4	724	28.5	14	31
9730650363005	36SSI05F065-0543	5.5	7.5	4		5	837	33	16	35
9730650363105	36SSI05F065-0563	5.5	7.5	6		5	837	33	16	35
9730650363006	36SSI07F065-0643	7.5	10	4		6	950	37.4	18	40
9730650363106	36SSI07F065-0663	7.5	10	6		6	950	37.4	18	40
9730650363007	36SSI07F065-0743	7.5	10	4		7	1063	41.9	20	44
9730650363107	36SSI07F065-0763	7.5	10	6		7	1063	41.9	20	44
9730650363108	36SSI09F065-0863	9.2	12.5	6		8	1176	46.3	22	49
9730650363109	36SSI11F065-0963	11	15	6		9	1289	50.7	24	53
9730650363110	36SSI11F065-1063	11	15	6		10	1402	55.2	26	57
9730650363111	36SSI13F065-1163	13	17.5	6		11	1515	59.6	29	64
9730650363112	36SSI13F065-1263	13	17.5	6		12	1628	64.1	31	68
9730650363113	36SSI15F065-1363	15	20	6		13	1741	68.5	33	73
9730650363114	36SSI15F065-1463	15	20	6		14	1854	73	35	77
9730650363115	36SSI18F065-1563	18.5	25	6		15	1967	77.4	37	82
9730650363116	36SSI18F065-1663	18.5	25	6		16	2080	81.9	39	86
9730650363117	36SSI18F065-1763	18.5	25	6		17	2193	86.3	41	90
9730650363118	36SSI18F065-1863	18.5	25	6		18	2306	90.8	43	95
9730650363119	36SSI22F065-1963	22	30	6		19	2419	95.2	45	99
9730650363219	36SSI22F065-1983	22	30	8		19	2419	95.2	45	99
9730650363120	36SSI22F065-2063	22	30	6		20	2548	100.3	48	106
9730650363220	36SSI22F065-2083	22	30	8		20	2548	100.3	48	106
9730650363121	36SSI22F065-2163	22	30	6		21	2661	104.8	50	110
9730650363221	36SSI22F065-2183	22	30	8		21	2661	104.8	50	110
9730650363122	36SSI25F065-2263	26	35	6	22	2774	109.2	53	117	
9730650363222	36SSI25F065-2283	26	35	8	22	2774	109.2	53	117	
9730650363123	36SSI25F065-2363	26	35	6	23	2887	113.7	55	121	
9730650363223	36SSI25F065-2383	26	35	8	23	2887	113.7	55	121	
9730650363124	36SSI25F065-2463	26	35	6	24	3000	118.1	57	126	
9730650363224	36SSI25F065-2483	26	35	8	24	3000	118.1	57	126	
9730650363125	36SSI25F065-2563	26	35	6	25	3113	122.6	59	130	
9730650363225	36SSI25F065-2583	26	35	8	25	3113	122.6	59	130	
9730650363126	36SSI30F065-2663	30	40	6	26	3226	127	61	134	
9730650363226	36SSI30F065-2683	30	40	8	26	3226	127	61	134	
9730650363127	36SSI30F065-2763	30	40	6	27	3339	131.5	63	139	
9730650363227	36SSI30F065-2783	30	40	8	27	3339	131.5	63	139	
9730650363128	36SSI30F065-2863	30	40	6	28	3452	135.9	65	143	
9730650363228	36SSI30F065-2883	30	40	8	28	3452	135.9	65	143	
9730650363129	36SSI30F065-2963	30	40	6	29	3565	140.4	67	148	
9730650363229	36SSI30F065-2983	30	40	8	29	3565	140.4	67	148	

NOTE: Dimensions are for sizing estimations only



### 6" 42 M<sup>3</sup>/H - PERFORMANCE



### 6" 42 M<sup>3</sup>/H - PERFORMANCE

Model No.	Model Description	Stages	LPS	0	10	10.56	11.11	11.67	12.22	12.78	13.33	13.89	14.44	15	15.56	16.11
			USGPM	0	159	167	176	185	194	203	211	220	229	238	247	255
			M <sup>3</sup> /H	0	36	38	40	42	44	46	48	50	52	54	56	58
			Flow Rate	Shut-Off	Recommended Operating Range											
9730650423001	42SSI015F065-0143	1	13	10	10	9	9	9	9	8	8	8	7	7	6	
9730650423002	42SSI03F065-0243	2	26	20	19	19	18	18	17	17	16	16	15	14	12	
9730650423003	42SSI05F065-0343	3	39	29	29	28	27	26	26	25	24	23	22	20	19	
9730650423103	42SSI05F065-0363	3	39	29	29	28	27	26	26	25	24	23	22	20	19	
9730650423004	42SSI07F065-0443	4	52	39	38	37	36	35	34	33	32	31	29	27	25	
9730650423104	42SSI07F065-0463	4	52	39	38	37	36	35	34	33	32	31	29	27	25	
9730650423005	42SSI07F065-0543	5	65	49	48	47	46	44	43	42	40	39	37	34	31	
9730650423105	42SSI07F065-0563	5	65	49	48	47	46	44	43	42	40	39	37	34	31	
9730650423106	42SSI09F065-0663	6	78	59	57	56	55	53	51	50	48	47	44	41	37	
9730650423107	42SSI11F065-0763	7	91	69	67	65	64	62	60	58	56	55	51	48	43	
9730650423108	42SSI13F065-0863	8	104	78	76	74	73	70	68	66	64	62	58	54	50	
9730650423109	42SSI15F065-0963	9	117	88	86	84	82	79	77	75	72	70	66	61	56	
9730650423110	42SSI15F065-1063	10	130	98	95	93	91	88	85	83	80	78	73	68	62	
9730650423111	42SSI18F065-1163	11	143	108	105	102	100	97	94	91	88	86	80	75	68	
9730650423112	42SSI18F065-1263	12	156	118	114	112	109	106	102	100	96	94	88	82	74	
9730650423113	42SSI22F065-1363	13	169	127	124	121	118	114	111	108	104	101	95	88	81	
9730650423213	42SSI22F065-1383	13	169	127	124	121	118	114	111	108	104	101	95	88	81	
9730650423114	42SSI22F065-1463	14	182	137	133	130	127	123	119	116	112	109	102	95	87	
9730650423214	42SSI22F065-1483	14	182	137	133	130	127	123	119	116	112	109	102	95	87	
9730650423115	42SSI22F065-1563	15	195	147	143	140	137	132	128	125	120	117	110	102	93	
9730650423215	42SSI22F065-1583	15	195	147	143	140	137	132	128	125	120	117	110	102	93	
9730650423116	42SSI25F065-1663	16	208	157	152	149	146	141	136	133	128	125	117	109	99	
9730650423216	42SSI25F065-1683	16	208	157	152	149	146	141	136	133	128	125	117	109	99	
9730650423117	42SSI25F065-1763	17	221	167	162	158	155	150	145	141	136	133	124	116	105	
9730650423217	42SSI25F065-1783	17	221	167	162	158	155	150	145	141	136	133	124	116	105	
9730650423118	42SSI30F065-1863	18	234	176	171	167	164	158	153	149	144	140	131	122	112	
9730650423218	42SSI30F065-1883	18	234	176	171	167	164	158	153	149	144	140	131	122	112	
9730650423119	42SSI30F065-1963	19	247	186	181	177	173	167	162	158	152	148	139	129	118	
9730650423219	42SSI30F065-1983	19	247	186	181	177	173	167	162	158	152	148	139	129	118	
9730650423120	42SSI30F065-2063	20	260	196	190	186	182	176	170	166	160	156	146	136	124	
9730650423220	42SSI30F065-2083	20	260	196	190	186	182	176	170	166	160	156	146	136	124	
9730650423121	42SSI37F065-2163	21	273	206	200	195	191	185	179	174	168	164	153	143	130	
9730650423221	42SSI37F065-2183	21	273	206	200	195	191	185	179	174	168	164	153	143	130	
9730650423122	42SSI37F065-2263	22	286	216	209	205	200	194	187	183	176	172	161	150	136	
9730650423222	42SSI37F065-2283	22	286	216	209	205	200	194	187	183	176	172	161	150	136	
9730650423123	42SSI37F065-2363	23	299	225	219	214	209	202	196	191	184	179	168	156	143	
9730650423223	42SSI37F065-2383	23	299	225	219	214	209	202	196	191	184	179	168	156	143	
9730650423124	42SSI37F065-2463	24	312	235	228	223	218	211	204	199	192	187	175	163	149	
9730650423224	42SSI37F065-2483	24	312	235	228	223	218	211	204	199	192	187	175	163	149	
9730650423125	42SSI37F065-2563	25	325	245	238	233	228	220	213	208	200	195	183	170	155	
9730650423225	42SSI37F065-2583	25	325	245	238	233	228	220	213	208	200	195	183	170	155	

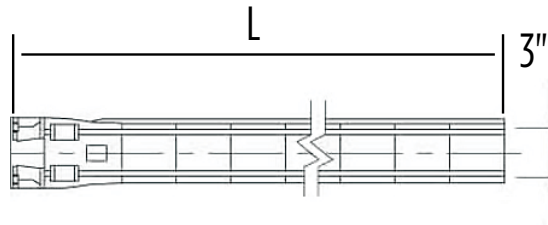
Total Dynamic Head (TDH) - meters

NOTE: 800 mm minimum liquid level (NPSH) from bottom of suction grid

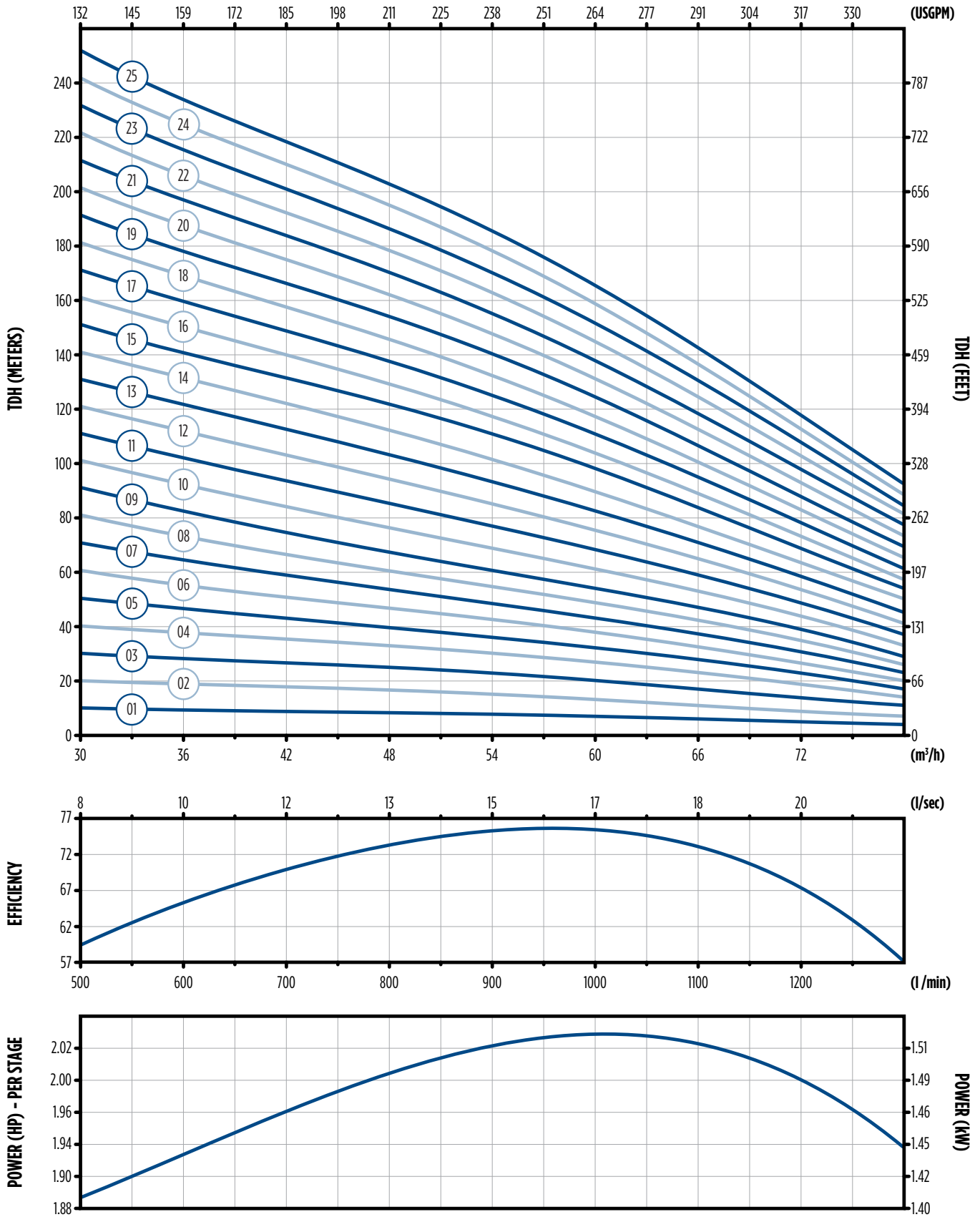
### 6" 42 M<sup>3</sup>/H - DIMENSIONS

Model No.	Model Description	kW	HP	Motor Size	Discharge	Stages	Length (L)		Weight	
							mm	in	kg	lbs
9730650423001	42SSI015F065-0143	1.5	2	4	3"	1	385	15.2	7	15
9730650423002	42SSI03F065-0243	3	4	4		2	498	19.6	9	20
9730650423003	42SSI05F065-0343	5.5	7.5	4		3	611	24.1	11	24
9730650423103	42SSI05F065-0363	5.5	7.5	6		3	611	24.1	12	26
9730650423004	42SSI07F065-0443	7.5	10	4		4	724	28.5	14	31
9730650423104	42SSI07F065-0463	7.5	10	6		4	724	28.5	14	31
9730650423005	42SSI07F065-0543	7.5	10	4		5	837	33	16	35
9730650423105	42SSI07F065-0563	7.5	10	6		5	837	33	16	35
9730650423106	42SSI09F065-0663	9.2	12.5	6		6	950	37.4	18	40
9730650423107	42SSI11F065-0763	11	15	6		7	1063	41.9	20	44
9730650423108	42SSI13F065-0863	13	17.5	6		8	1176	46.3	22	49
9730650423109	42SSI15F065-0963	15	20	6		9	1289	50.7	24	53
9730650423110	42SSI15F065-1063	15	20	6		10	1402	55.2	26	57
9730650423111	42SSI18F065-1163	18.5	25	6		11	1515	59.6	29	64
9730650423112	42SSI18F065-1263	18.5	25	6		12	1628	64.1	31	68
9730650423113	42SSI22F065-1363	22	30	6		13	1741	68.5	33	73
9730650423213	42SSI22F065-1383	22	30	8		13	1770	69.7	36	79
9730650423114	42SSI22F065-1463	22	30	6		14	1854	73	35	77
9730650423214	42SSI22F065-1483	22	30	8		14	1883	74.1	38	84
9730650423115	42SSI22F065-1563	22	30	6		15	1967	77.4	37	82
9730650423215	42SSI22F065-1583	22	30	8		15	1996	78.6	40	88
9730650423116	42SSI25F065-1663	26	35	6		16	2080	81.9	39	86
9730650423216	42SSI25F065-1683	26	35	8		16	2109	83	42	93
9730650423117	42SSI25F065-1763	26	35	6		17	2193	86.3	41	90
9730650423217	42SSI25F065-1783	26	35	8		17	2222	87.5	44	97
9730650423118	42SSI30F065-1863	30	40	6	18	2306	90.8	43	95	
9730650423218	42SSI30F065-1883	30	40	8	18	2335	91.9	46	101	
9730650423119	42SSI30F065-1963	30	40	6	19	2419	95.2	45	99	
9730650423219	42SSI30F065-1983	30	40	8	19	2448	96.4	49	108	
9730650423120	42SSI30F065-2063	30	40	6	20	2548	100.3	48	106	
9730650423220	42SSI30F065-2083	30	40	8	20	2577	101.5	51	112	
9730650423121	42SSI37F065-2163	37	50	6	21	2661	104.8	50	110	
9730650423221	42SSI37F065-2183	37	50	8	21	2690	105.9	53	117	
9730650423122	42SSI37F065-2263	37	50	6	22	2774	109.2	53	117	
9730650423222	42SSI37F065-2283	37	50	8	22	2803	110.4	56	123	
9730650423123	42SSI37F065-2363	37	50	6	23	2887	113.7	55	121	
9730650423223	42SSI37F065-2383	37	50	8	23	2916	114.8	58	128	
9730650423124	42SSI37F065-2463	37	50	6	24	3000	118.1	57	126	
9730650423224	42SSI37F065-2483	37	50	8	24	3029	119.3	60	132	
9730650423125	42SSI37F065-2563	37	50	6	25	3113	122.6	59	130	
9730650423225	42SSI37F065-2583	37	50	8	25	3142	123.7	62	137	

NOTE: Dimensions are for sizing estimations only



### 6" 60 M<sup>3</sup>/H - PERFORMANCE





6" 60 M<sup>3</sup>/H - PERFORMANCE

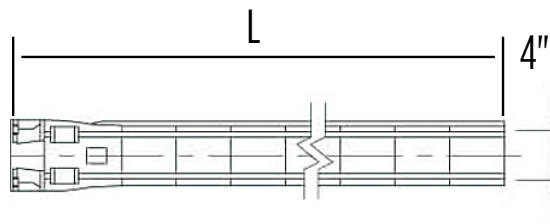
Model No.	Model Description	Stages	LPS	0	8.33	10	11.67	13.33	15	16.67	18.33	20	21.67
			USGPM	0	132	159	185	211	238	264	291	317	343
			M <sup>3</sup> /H	0	30	36	42	48	54	60	66	72	78
			Flow Rate	Shut-Off	Recommended Operating Range								
9730650603001	60SSI015F065-0144	1	Total Dynamic Head (TDH) - meters	11	10	9	9	8	8	7	6	5	4
9730650603002	60SSI03F065-0244	2		22	20	19	18	17	15	13	11	9	7
9730650603003	60SSI05F065-0344	3		33	30	28	27	25	23	20	17	14	11
9730650603103	60SSI05F065-0364	3		33	30	28	27	25	23	20	17	14	11
9730650603004	60SSI07F065-0444	4		44	40	37	36	33	30	27	23	19	14
9730650603104	60SSI07F065-0464	4		44	40	37	36	33	30	27	23	19	14
9730650603005	60SSI07F065-0544	5		55	51	47	43	40	36	32	28	23	17
9730650603105	60SSI05F065-0564	5		55	51	47	43	40	36	32	28	23	17
9730650603106	60SSI09F065-0664	6		65	61	56	50	47	43	38	32	27	20
9730650603107	60SSI11F065-0764	7		76	71	65	58	54	49	43	37	31	23
9730650603108	60SSI11F065-0864	8		87	81	74	65	61	55	49	42	35	26
9730650603109	60SSI13F065-0964	9		98	91	84	73	68	61	54	47	39	29
9730650603110	60SSI15F065-1064	10		109	101	93	83	77	69	61	53	44	33
9730650603111	60SSI18F065-1164	11		120	111	102	93	86	77	68	59	49	37
9730650603112	60SSI18F065-1264	12		131	121	112	103	95	85	75	65	54	41
9730650603113	60SSI18F065-1364	13		142	131	121	113	104	93	82	71	59	45
9730650603114	60SSI22F065-1464	14		153	141	130	123	113	101	89	77	64	50
9730650603214	60SSI22F065-1484	14		153	141	130	123	113	101	89	77	64	50
9730650603115	60SSI22F065-1564	15		164	152	140	133	122	109	100	83	69	54
9730650603215	60SSI22F065-1584	15		164	152	140	133	122	109	100	83	69	54
9730650603116	60SSI25F065-1664	16		174	162	149	141	130	117	103	89	74	57
9730650603216	60SSI25F065-1684	16		174	162	149	141	130	117	103	89	74	57
9730650603117	60SSI25F065-1764	17		185	172	158	150	138	125	110	95	79	61
9730650603217	60SSI25F065-1784	17		185	172	158	150	138	125	110	95	79	61
9730650603118	60SSI25F065-1864	18		196	182	167	159	146	132	117	100	84	65
9730650603218	60SSI25F065-1884	18	196	182	167	159	146	132	117	100	84	65	
9730650603119	60SSI30F065-1964	19	207	192	177	167	155	140	124	106	89	69	
9730650603219	60SSI30F065-1984	19	207	192	177	167	155	140	124	106	89	69	
9730650603120	60SSI30F065-2064	20	218	202	186	176	163	147	131	112	94	73	
9730650603220	60SSI30F065-2084	20	218	202	186	176	163	147	131	112	94	73	
9730650603121	60SSI30F065-2164	21	229	212	195	185	171	155	137	118	99	77	
9730650603221	60SSI30F065-2184	21	229	212	195	185	171	155	137	118	99	77	
9730650603122	60SSI37F065-2264	22	240	222	205	193	179	163	144	124	104	81	
9730650603222	60SSI37F065-2284	22	240	222	205	193	179	163	144	124	104	81	
9730650603123	60SSI37F065-2364	23	251	232	214	202	187	170	151	130	109	84	
9730650603223	60SSI37F065-2384	23	251	232	214	202	187	170	151	130	109	84	
9730650603124	60SSI37F065-2464	24	262	242	223	211	196	178	158	136	114	88	
9730650603224	60SSI37F065-2484	24	262	242	223	211	196	178	158	136	114	88	
9730650603125	60SSI37F065-2564	25	273	253	233	219	204	185	165	142	119	92	
9730650603225	60SSI37F065-2584	25	273	253	233	219	204	185	165	142	119	92	

NOTE: 800 mm minimum liquid level (NPSH) from bottom of suction grid

### 6" 60 M<sup>3</sup>/H - DIMENSIONS

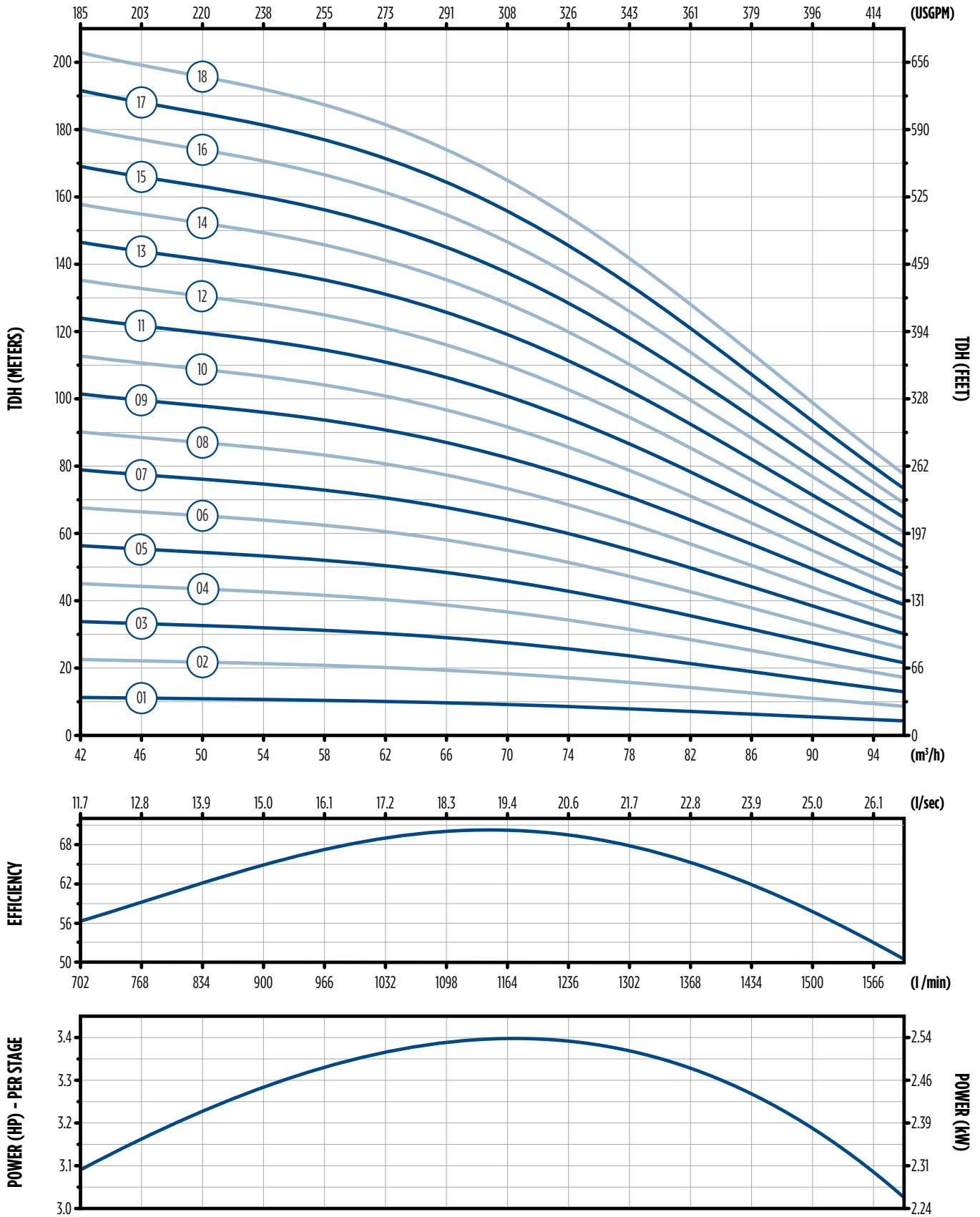
Model No.	Model Description	kW	HP	Motor Size	Discharge	Stages	Length (L)		Weight	
							mm	in	kg	lbs
9730650603001	60SSI015F065-0144	1.5	2	4	4"	1	385	15.2	7	15
9730650603002	60SSI03F065-0244	3	4	4		2	498	19.6	9	20
9730650603003	60SSI05F065-0344	5.5	7.5	4		3	611	24.1	12	26
9730650603103	60SSI05F065-0364	5.5	7.5	6		3	611	24.1	12	26
9730650603004	60SSI07F065-0444	7.5	10	4		4	724	28.5	14	31
9730650603104	60SSI07F065-0464	7.5	10	6		4	724	28.5	14	31
9730650603005	60SSI07F065-0544	7.5	10	4		5	837	33	16	35
9730650603105	60SSI07F065-0564	7.5	10	6		5	837	33	16	35
9730650603106	60SSI09F065-0664	9.2	12.5	6		6	950	37.4	18	40
9730650603107	60SSI11F065-0764	11	15	6		7	1063	41.9	20	44
9730650603108	60SSI11F065-0864	11	15	6		8	1176	46.3	22	49
9730650603109	60SSI13F065-0964	13	17.5	6		9	1289	50.7	24	53
9730650603110	60SSI15F065-1064	15	20	6		10	1402	55.2	26	57
9730650603111	60SSI18F065-1164	18.5	25	6		11	1515	59.6	28	62
9730650603112	60SSI18F065-1264	18.5	25	6		12	1628	64.1	30	66
9730650603113	60SSI18F065-1364	18.5	25	6		13	1741	68.5	32	71
9730650603114	60SSI22F065-1464	22	30	6		14	1854	73	34	75
9730650603214	60SSI22F065-1484	22	30	8		14	1883	74.1	37	82
9730650603115	60SSI22F065-1564	22	30	6		15	1967	77.4	36	79
9730650603215	60SSI22F065-1584	22	30	8		15	1996	78.6	39	86
9730650603116	60SSI25F065-1664	26	35	6		16	2080	81.9	38	84
9730650603216	60SSI25F065-1684	26	35	8		16	2109	83	41	90
9730650603117	60SSI25F065-1764	26	35	6		17	2193	86.3	40	88
9730650603217	60SSI25F065-1784	26	35	8		17	2222	87.5	43	95
9730650603118	60SSI25F065-1864	26	35	6		18	2306	90.8	42	93
9730650603218	60SSI25F065-1884	26	35	8	18	2335	91.9	45	99	
9730650603119	60SSI30F065-1964	30	40	6	19	2419	95.2	44	97	
9730650603219	60SSI30F065-1984	30	40	8	19	2448	96.4	47	104	
9730650603120	60SSI30F065-2064	30	40	6	20	2548	100.3	47	104	
9730650603220	60SSI30F065-2084	30	40	8	20	2577	101.5	50	110	
9730650603121	60SSI30F065-2164	30	40	6	21	2661	104.8	49	108	
9730650603221	60SSI30F065-2184	30	40	8	21	2690	105.9	52	115	
9730650603122	60SSI37F065-2264	37	50	6	22	2774	109.2	51	112	
9730650603222	60SSI37F065-2284	37	50	8	22	2803	110.4	54	119	
9730650603123	60SSI37F065-2364	37	50	6	23	2887	113.7	53	117	
9730650603223	60SSI37F065-2384	37	50	8	23	2916	114.8	56	123	
9730650603124	60SSI37F065-2464	37	50	6	24	3000	118.1	55	121	
9730650603224	60SSI37F065-2484	37	50	8	24	3029	119.3	58	128	
9730650603125	60SSI37F065-2564	37	50	6	25	3113	122.6	57	126	
9730650603225	60SSI37F065-2584	37	50	8	25	3142	123.7	60	132	

NOTE: Dimensions are for sizing estimations only





### 6" 75 M<sup>3</sup>/H - PERFORMANCE



## 6" 75 M<sup>3</sup>/H - PERFORMANCE

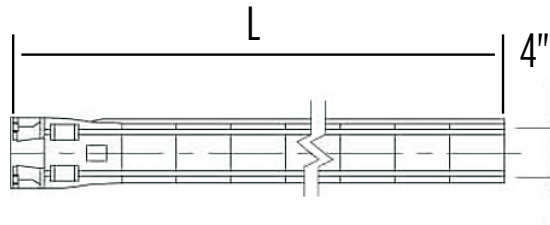
Model No.	Model Description	Stages	LPS	0	11.67	15	17.78	19.44	20.83	22.22	23.33	25	26.67
			USGPM	0	185	238	282	308	330	352	370	396	423
			M <sup>3</sup> /H	0	42	54	64	70	75	80	84	90	96
			Flow Rate	Shut-Off	Recommended Operating Range								
9730650753001	75SSI03F065-0144	1	Total Dynamic Head (TDH) - meters	16	11	11	10	9	8	7	7	6	4
9730650753002	75SSI05F065-0244	2		32	23	21	20	19	17	15	13	11	9
9730650753102	75SSI05F065-0264	2		32	23	21	20	19	17	15	13	11	9
9730650753003	75SSI07F065-0344	3		49	34	32	30	28	25	22	20	17	13
9730650753103	75SSI07F065-0364	3		49	34	32	30	28	25	22	20	17	13
9730650753104	75SSI11F065-0464	4		65	45	43	40	37	33	30	27	22	17
9730650753105	75SSI13F065-0564	5		81	56	53	49	47	41	37	34	28	21
9730650753106	75SSI15F065-0664	6		97	68	64	59	56	50	45	40	33	26
9730650753107	75SSI18F065-0764	7		113	79	74	69	65	58	52	47	39	30
9730650753108	75SSI18F065-0864	8		130	90	85	79	74	66	60	54	45	34
9730650753109	75SSI22F065-0964	9		146	102	96	89	84	75	67	60	50	39
9730650753209	75SSI22F065-0984	9		146	102	96	89	84	75	67	60	50	39
9730650753110	75SSI25F065-1064	10		162	113	106	99	93	83	74	67	56	43
9730650753210	75SSI25F065-1084	10		162	113	106	99	93	83	74	67	56	43
9730650753111	75SSI30F065-1164	11		178	124	117	109	102	91	82	74	61	47
9730650753211	75SSI30F065-1184	11		178	124	117	109	102	91	82	74	61	47
9730650753112	75SSI30F065-1264	12		194	135	128	119	112	99	89	81	67	51
9730650753212	75SSI30F065-1284	12		194	135	128	119	112	99	89	81	67	51
9730650753113	75SSI37F065-1364	13		210	147	138	128	121	108	97	87	72	56
9730650753213	75SSI37F065-1384	13		210	147	138	128	121	108	97	87	72	56
9730650753114	75SSI37F065-1464	14	227	158	149	138	130	116	104	94	78	60	
9730650753214	75SSI37F065-1484	14	227	158	149	138	130	116	104	94	78	60	
9730650753115	75SSI37F065-1564	15	243	169	160	148	140	124	112	101	84	64	
9730650753215	75SSI37F065-1584	15	243	169	160	148	140	124	112	101	84	64	
9730650753116	75SSI45F065-1664	16	259	180	170	158	149	133	119	107	89	69	
9730650753216	75SSI45F065-1684	16	259	180	170	158	149	133	119	107	89	69	
9730650753117	75SSI45F065-1764	17	275	192	181	168	158	141	127	114	95	73	
9730650753217	75SSI45F065-1784	17	275	192	181	168	158	141	127	114	95	73	
9730650753118	75SSI45F065-1864	18	291	203	191	178	167	149	134	121	100	77	
9730650753218	75SSI45F065-1884	18	291	203	191	178	167	149	134	121	100	77	

NOTE: 800 mm minimum liquid level (NPSH) from bottom of suction grid

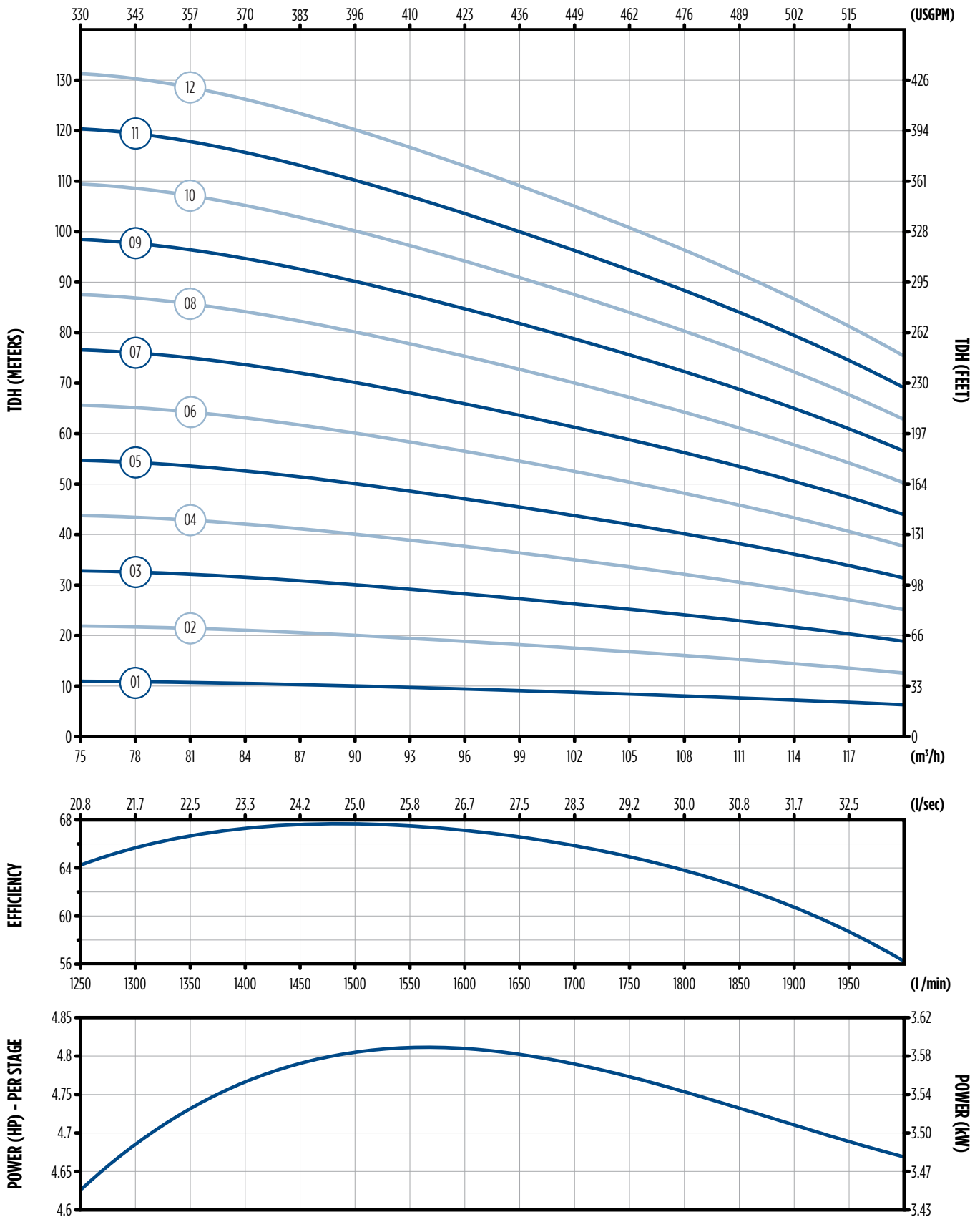
## 6" 75 M<sup>3</sup>/H - DIMENSIONS

Model No.	Model Description	kW	HP	Motor Size	Discharge	Stages	Length (L)		Weight	
							mm	in	kg	lbs
9730650753001	75SSI03F065-0144	3	4	4	4"	1	439	17.3	11	24
9730650753002	75SSIO5F065-0244	5.5	7.5	4		2	580	22.8	14	31
9730650753102	75SSIO5F065-0264	5.5	7.5	6		2	580	22.8	14	31
9730650753003	75SSIO7F065-0344	7.5	10	4		3	721	28.4	17	37
9730650753103	75SSIO7F065-0364	7.5	10	6		3	721	28.4	17	37
9730650753104	75SSI11F065-0464	11	15	6		4	862	33.9	20	44
9730650753105	75SSI13F065-0564	13	17.5	6		5	1003	39.5	23	51
9730650753106	75SSI15F065-0664	15	20	6		6	1144	45	26	57
9730650753107	75SSI18F065-0764	18.5	25	6		7	1285	50.6	29	64
9730650753108	75SSI18F065-0864	18.5	25	6		8	1426	56.1	32	71
9730650753109	75SSI22F065-0964	22	30	6		9	1567	61.7	35	77
9730650753209	75SSI22F065-0984	22	30	8		9	1596	62.8	38	84
9730650753110	75SSI25F065-1064	26	35	6		10	1708	67.2	38	84
9730650753210	75SSI25F065-1084	26	35	8		10	1737	68.4	41	90
9730650753111	75SSI30F065-1164	30	40	6		11	1849	72.8	41	90
9730650753211	75SSI30F065-1184	30	40	8		11	1878	73.9	44	97
9730650753112	75SSI30F065-1264	30	40	6		12	1990	78.3	44	97
9730650753212	75SSI30F065-1284	30	40	8		12	2019	79.5	47	104
9730650753113	75SSI37F065-1364	37	50	6	13	2131	83.9	47	104	
9730650753213	75SSI37F065-1384	37	50	8	13	2160	85	50	110	
9730650753114	75SSI37F065-1464	37	50	6	14	2272	89.4	50	110	
9730650753214	75SSI37F065-1484	37	50	8	14	2301	90.6	53	117	
9730650753115	75SSI37F065-1564	37	50	6	15	2413	95	54	119	
9730650753215	75SSI37F065-1584	37	50	8	15	2442	96.1	57	126	
9730650753116	75SSI45F065-1664	45	60	6	16	2554	100.6	57	126	
9730650753216	75SSI45F065-1684	45	60	8	16	2583	101.7	60	132	
9730650753117	75SSI45F065-1764	45	60	6	17	2695	106.1	60	132	
9730650753217	75SSI45F065-1784	45	60	8	17	2724	107.2	63	139	
9730650753118	75SSI45F065-1864	45	60	6	18	2836	111.7	63	139	
9730650753218	75SSI45F065-1884	45	60	8	18	2865	112.8	66	146	

NOTE: Dimensions are for sizing estimations only



### 6" 90 M<sup>3</sup>/H - PERFORMANCE



## 6" 90 M<sup>3</sup>/H - PERFORMANCE

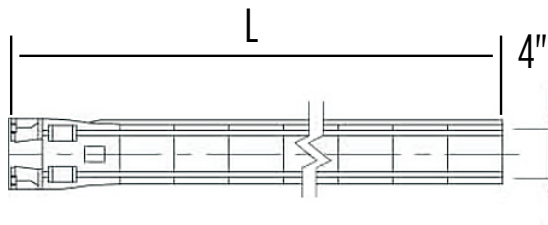
Model No.	Model Description	Stages	LPS	0	20.83	23.33	25	26.67	27.78	29.17	30.56	31.94	33.33
			USGPM	0	330	370	396	423	440	462	484	506	528
			M <sup>3</sup> /H	0	75	84	90	96	100	105	110	115	120
			Flow Rate	Shut-Off	Recommended Operating Range								
9730650903001	90SSI04F065-0144	1	Total Dynamic Head (TDH) - meters	15	11	11	10	9	9	8	8	7	6
9730650903101	90SSI04F065-0164	1		15	11	11	10	9	9	8	8	7	6
9730650903002	90SSI07F065-0244	2		31	22	21	20	19	18	17	16	14	13
9730650903102	90SSI07F065-0264	2		31	22	21	20	19	18	17	16	14	13
9730650903103	90SSI11F065-0364	3		46	33	32	30	28	27	25	23	21	19
9730650903104	90SSI15F065-0464	4		62	44	42	40	38	36	33	31	28	25
9730650903105	90SSI18F065-0564	5		77	55	53	50	47	45	42	39	35	31
9730650903106	90SSI22F065-0664	6		93	66	63	60	57	54	50	47	42	38
9730650903206	90SSI22F065-0684	6		93	66	63	60	57	54	50	47	42	38
9730650903107	90SSI25F065-0764	7		108	77	74	70	66	63	59	55	50	44
9730650903207	90SSI25F065-0784	7		108	77	74	70	66	63	59	55	50	44
9730650903108	90SSI30F065-0864	8		124	88	84	80	76	72	67	62	57	50
9730650903208	90SSI30F065-0884	8		124	88	84	80	76	72	67	62	57	50
9730650903109	90SSI37F065-0964	9		139	98	95	90	85	81	75	70	64	56
9730650903209	90SSI37F065-0984	9		139	98	95	90	85	81	75	70	64	56
9730650903110	90SSI37F065-1064	10		155	109	105	100	95	90	84	78	71	63
9730650903210	90SSI37F065-1084	10		155	109	105	100	95	90	84	78	71	63
9730650903111	90SSI45F065-1164	11		170	120	116	110	104	99	92	86	78	69
9730650903211	90SSI45F065-1184	11		170	120	116	110	104	99	92	86	78	69
9730650903112	90SSI45F065-1264	12		186	131	126	120	113	108	100	94	85	75
9730650903212	90SSI45F065-1284	12	186	131	126	120	113	108	100	94	85	75	

NOTE: 800 mm minimum liquid level (NPSH) from bottom of suction grid

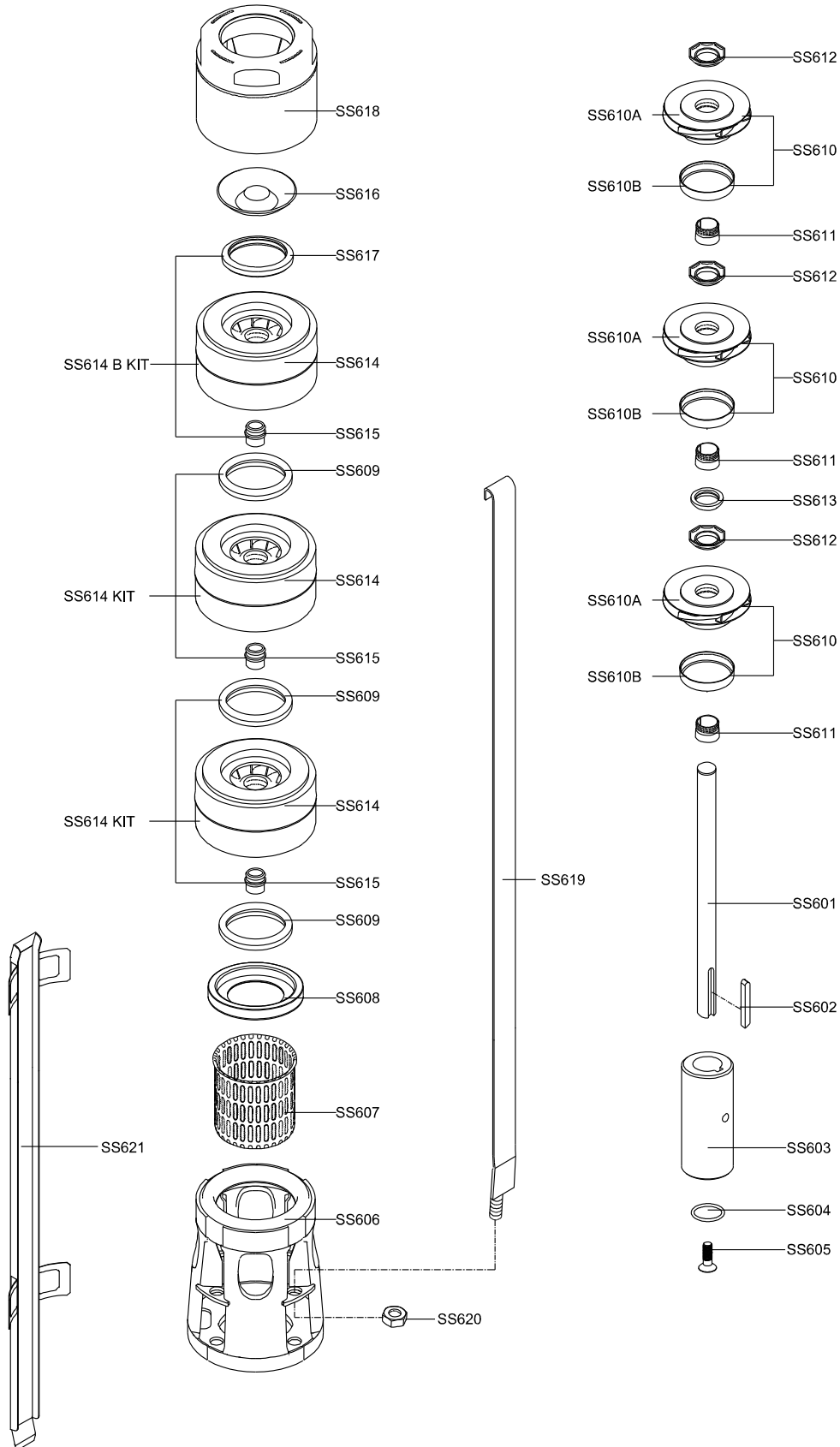
## 6" 90 M<sup>3</sup>/H - DIMENSIONS

Model No.	Model Description	kW	HP	Motor Size	Discharge	Stages	Length (L)		Weight	
							mm	in	kg	lbs
9730650903001	90SSI04F065-0144	4	7.5	4	4"	1	439	17.3	11	24
9730650903101	90SSI04F065-0164	4	7.5	6		1	439	17.3	11	24
9730650903002	90SSI07F065-0244	7.5	10	4		2	580	22.8	14	31
9730650903102	90SSI07F065-0264	7.5	10	6		2	580	22.8	14	31
9730650903103	90SSI11F065-0364	11	15	6		3	721	28.4	17	37
9730650903104	90SSI15F065-0464	15	20	6		4	862	33.9	20	44
9730650903105	90SSI18F065-0564	18.5	25	6		5	1003	39.5	23	51
9730650903106	90SSI22F065-0664	22	30	6		6	1144	45	26	57
9730650903206	90SSI22F065-0684	22	30	8		6	1173	46.2	29	64
9730650903107	90SSI25F065-0764	26	35	6		7	1285	50.6	29	64
9730650903207	90SSI25F065-0784	26	35	8		7	1314	51.7	32	71
9730650903108	90SSI30F065-0864	30	40	6		8	1426	56.1	32	71
9730650903208	90SSI30F065-0884	30	40	8		8	1455	57.3	35	77
9730650903109	90SSI37F065-0964	37	50	6		9	1567	61.7	35	77
9730650903209	90SSI37F065-0984	37	50	8		9	1596	62.8	38	84
9730650903110	90SSI37F065-1064	37	50	6		10	1708	67.2	38	84
9730650903210	90SSI37F065-1084	37	50	8		10	1737	68.4	41	90
9730650903111	90SSI45F065-1164	45	60	6		11	1849	72.8	41	90
9730650903211	90SSI45F065-1184	45	60	8		11	1878	73.9	44	97
9730650903112	90SSI45F065-1264	45	60	6		12	1990	78.3	44	97
9730650903212	90SSI45F065-1284	45	60	8	12	2019	79.5	47	104	

NOTE: Dimensions are for sizing estimations only



6" 9 M<sup>3</sup>/H - MATERIALS

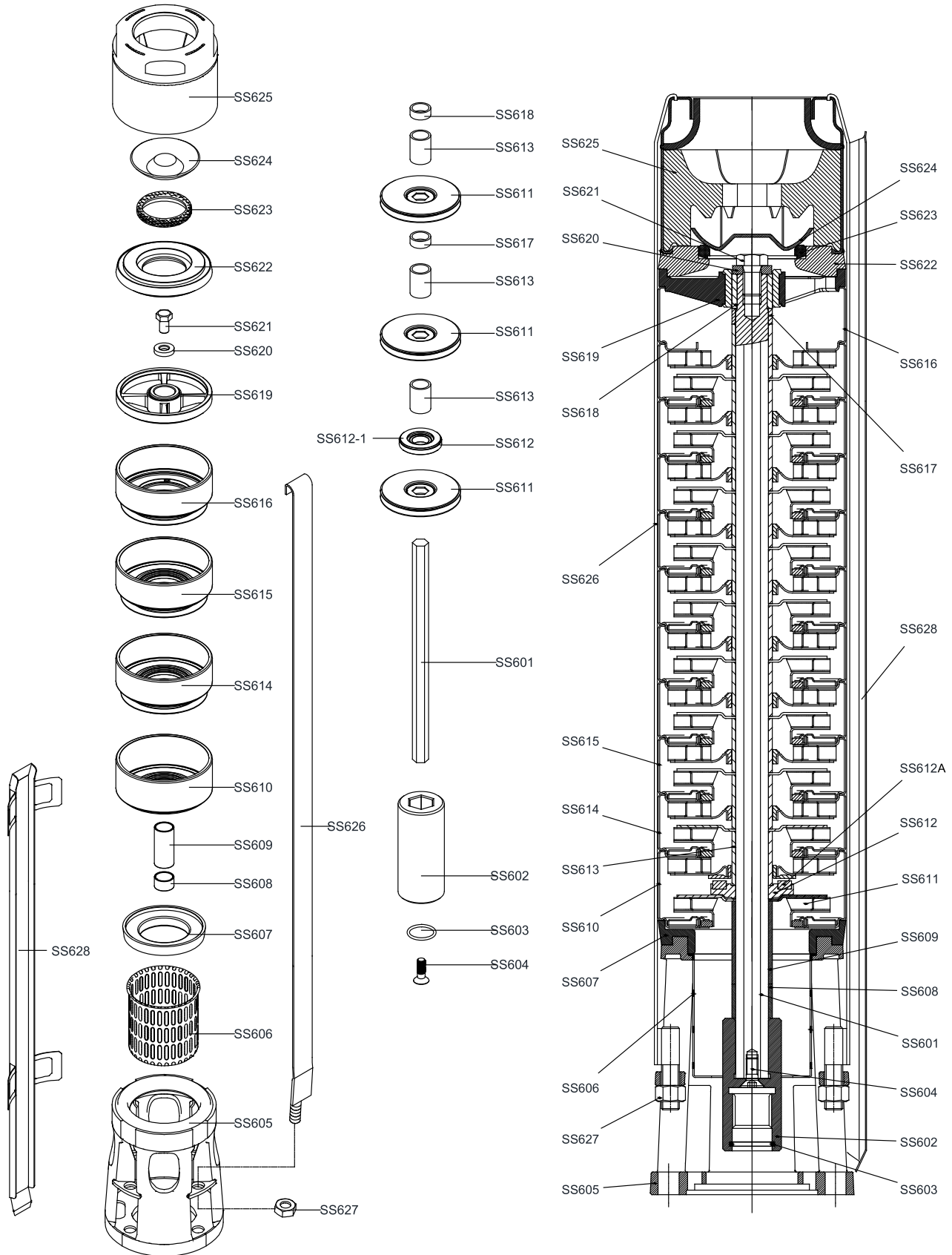


## 6" 9 M<sup>3</sup>/H - MATERIALS

Part No.	Description	Material
SS601	Shaft	Stainless Steel / (AISI 420)
SS602	Key	Stainless Steel / (AISI 304)
SS603	Coupling	Stainless Steel / (AISI 420)
SS604	O-ring	Rubber
SS605	Coupling Screw	Stainless Steel / (AISI 304)
SS606	Support	Stainless Steel / (AISI 304)
SS607	Strainer	Stainless Steel / (AISI 304)
SS608	Neck Ring Retainer	Stainless Steel / (AISI 420)
SS609	Neck Ring	Rubber / Steel
SS610A	Impeller	Stainless Steel / (AISI 304)
SS610B	Impeller Ring	Stainless Steel / (AISI 304)
SS611	Split Cone	Stainless Steel / (AISI 420)
SS612	Split Cone Nut	Stainless Steel / (AISI 304)
SS613	Stop Ring Spacing Washer	Composite
SS614	Diffuser	Stainless Steel / (AISI 304)
SS614 KIT	Diffuser	Stainless Steel / (AISI 304)
	Bearing	Rubber
	Neck Ring	Rubber / Steel
SS614B KIT	Diffuser	Stainless Steel / (AISI 304)
	Bearing	Rubber
	Valve Seat	Rubber / Steel
	Bearing	Rubber
SS615	Bearing	Rubber
SS616	Valve Cone	Stainless Steel / (AISI 304)
SS617	Valve Seat	Rubber / Steel
SS618	Discharge (2-1/2" Normal)	Stainless Steel / (AISI 304)
SS618A	Discharge (NPT)	Stainless Steel / (AISI 304)
SS619	Strap	Stainless Steel / (AISI 304)
SS620	Strap Nut	Stainless Steel / (AISI 304)
SS621	Cable Guard	Stainless Steel / (AISI 304)



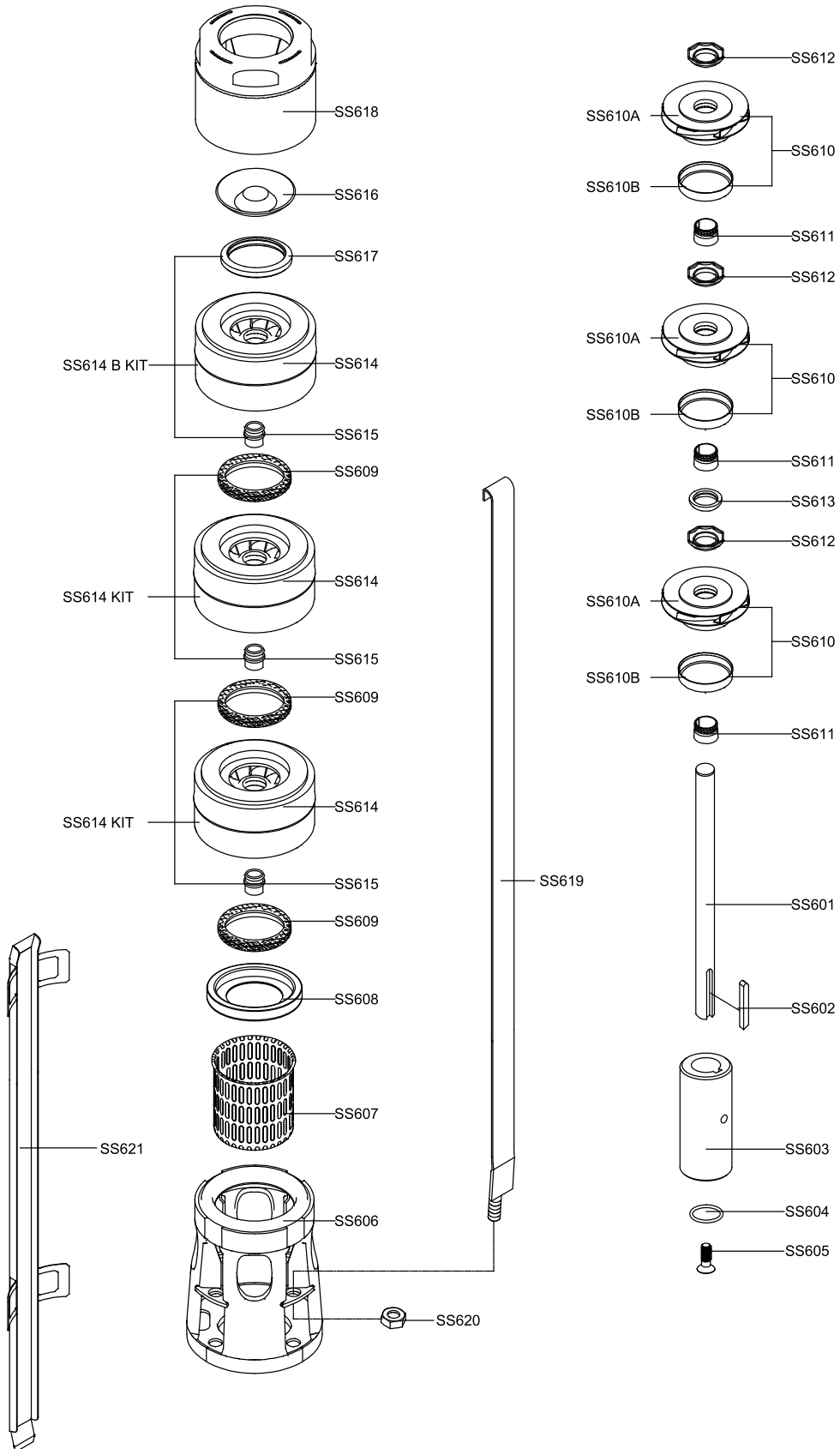
6" 12 M<sup>3</sup>/H - MATERIALS



## 6" 12 M<sup>3</sup>/H - MATERIALS

Part No.	Description	Material
SS601	Shaft	Stainless Steel / (AISI 420)
SS602	Coupling	Stainless Steel / (AISI 420)
SS603	O-ring	Rubber
SS604	Coupling Screw	Stainless Steel / (AISI 304)
SS605	Suction	Stainless Steel / (AISI 304)
SS606	Strainer	Stainless Steel / (AISI 304)
SS607	Suction Flange	Stainless Steel / (AISI 420)
SS608	Lower Spacer (Bottom)	Stainless Steel / (AISI 304)
SS609	Lower Space (Top)	Stainless Steel / (AISI 304)
SS610	First Diffuser	Stainless Steel / (AISI 304)
SS611	Impeller	Stainless Steel / (AISI 304)
SS612	Thrust Washer (Lower)	Stainless Steel / (AISI 316)
SS612A	Up-thrust Ring	Composite
SS613	Impeller Spacer	Stainless Steel / (AISI 304)
SS614	Diffuser w/Upper Up-thrust Washer	Stainless Steel / (AISI 304)
SS615	Diffuser	Stainless Steel / (AISI 304)
SS616	Last Diffuser	Stainless Steel / (AISI 304)
SS617	Upper Spacer	Stainless Steel / (AISI 304)
SS618	Upper Journal Sleeve	Stainless Steel / (AISI 304)
SS619	Upper Bearing Guide	Stainless Steel / (AISI 304)
SS620	Washer	Stainless Steel / (AISI 420)
SS621	Screw	Stainless Steel / (AISI 304)
SS622	Check Valve Ring	Stainless Steel / (AISI 304)
SS623	Valve Seat	Rubber / Steel
SS624	Valve Cone	Stainless Steel / (AISI 304)
SS625	Discharge (2-1/2" Normal)	Stainless Steel / (AISI 304)
SS626	Strap	Stainless Steel / (AISI 304)
SS627	Strap Nut	Stainless Steel / (AISI 304)
SS628	Cable Guard	Stainless Steel / (AISI 304)

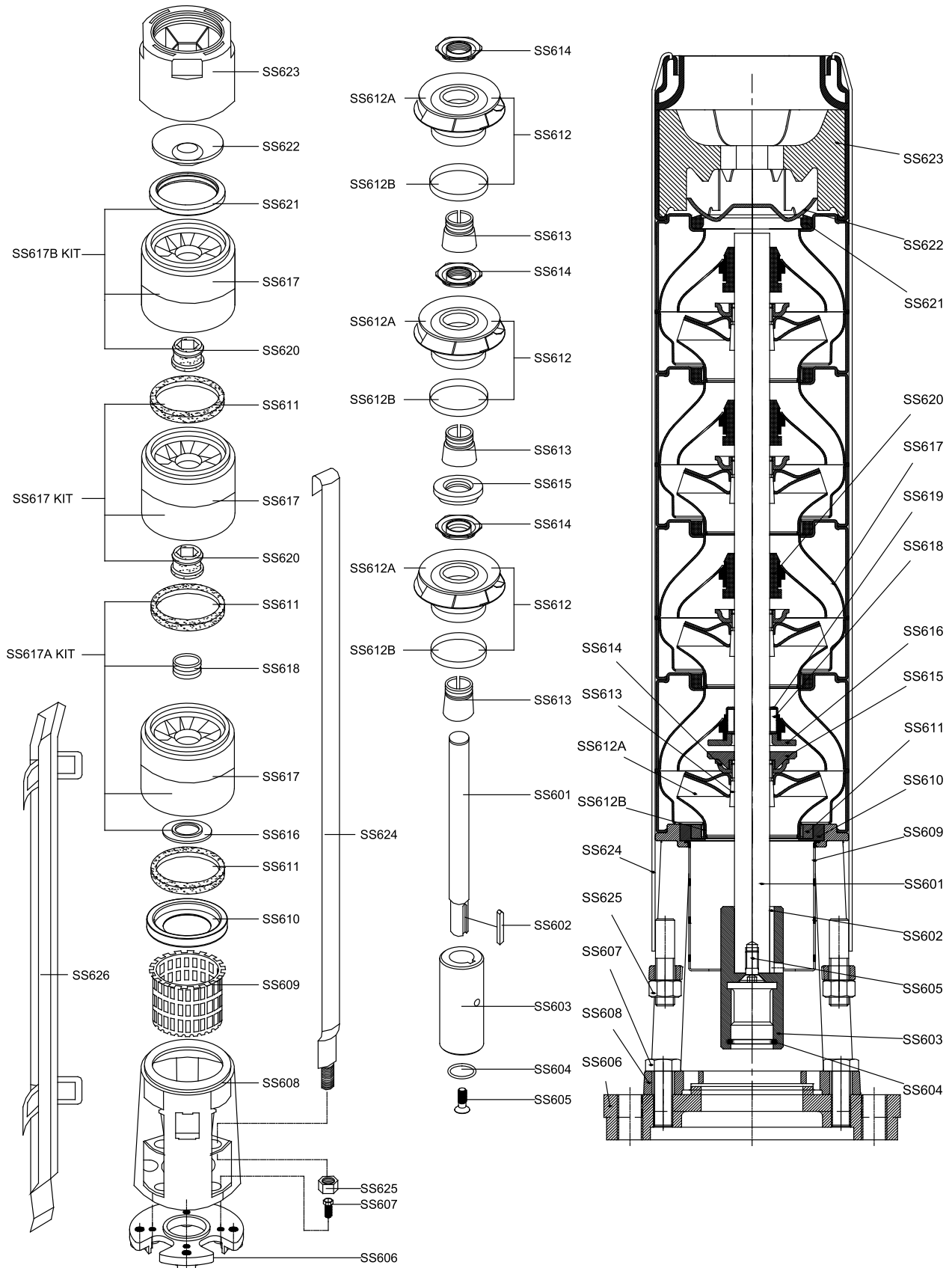
6" 15 M<sup>3</sup>/H - MATERIALS



## 6" 15 M<sup>3</sup>/H - MATERIALS

Part No.	Description	Material
SS601	Shaft	Stainless Steel / (AISI 420)
SS602	Key	Stainless Steel / (AISI 304)
SS603	Coupling	Stainless Steel / (AISI 420)
SS604	O-ring	Rubber
SS605	Coupling Screw	Stainless Steel / (AISI 304)
SS606	Support	Stainless Steel / (AISI 304)
SS607	Strainer	Stainless Steel / (AISI 304)
SS608	Neck Ring Retainer	Stainless Steel / (AISI 420)
SS609	Neck Ring	Rubber / Steel
SS610A	Impeller	Stainless Steel / (AISI 304)
SS610B	Impeller Ring	Stainless Steel / (AISI 304)
SS611	Split Cone	Stainless Steel / (AISI 420)
SS612	Split Cone Nut	Stainless Steel / (AISI 304)
SS613	Stop Ring Spacing Washer	Composite
SS614	Diffuser	Stainless Steel / (AISI 304)
SS614 KIT	Diffuser	Stainless Steel / (AISI 304)
	Bearing	Rubber
	Neck Ring	Rubber / Steel
SS614B KIT	Diffuser	Stainless Steel / (AISI 304)
	Bearing	Rubber
	Valve Seat	Rubber / Steel
	Bearing	Rubber
SS615	Bearing	Rubber
SS616	Valve Cone	Stainless Steel / (AISI 304)
SS617	Valve Seat	Rubber / Steel
SS618	Discharge (2-1/2" Normal)	Stainless Steel / (AISI 304)
SS618A	Discharge (NPT)	Stainless Steel / (AISI 304)
SS619	Strap	Stainless Steel / (AISI 304)
SS620	Strap Nut	Stainless Steel / (AISI 304)
SS621	Cable Guard	Stainless Steel / (AISI 304)

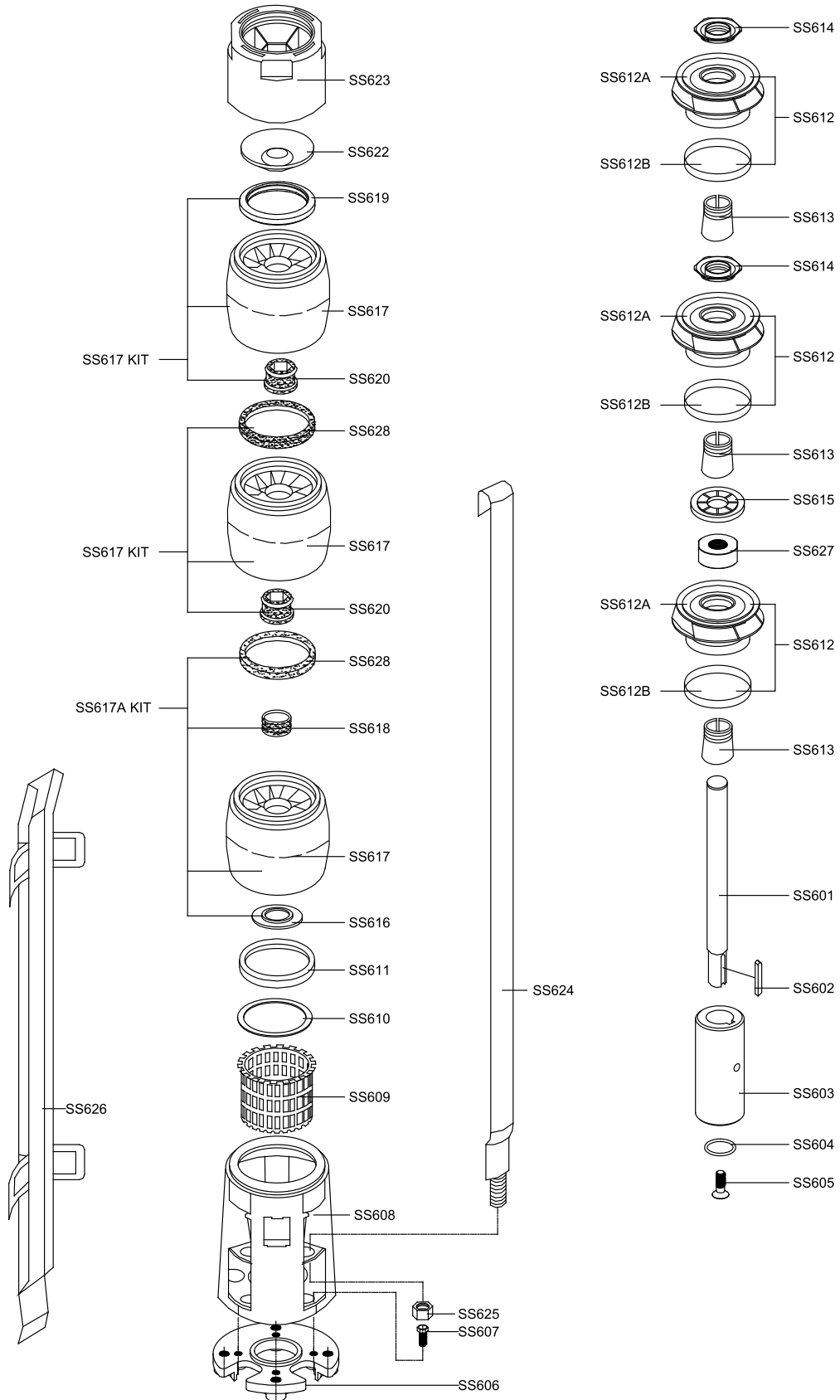
6" 24-30 M<sup>3</sup>/H - MATERIALS



## 6" 24-30 M<sup>3</sup>/H - MATERIALS

Part No.	Description	Material
SS601	Shaft	Stainless Steel / (AISI 420)
SS602	Key	Stainless Steel / (AISI 304)
SS603	Coupling	Stainless Steel / (AISI 420)
SS604	O-ring	Rubber
SS605	Coupling Screw	Stainless Steel / (AISI 304)
SS606	Flange	Stainless Steel / (AISI 304)
SS607	Flange Screw	Stainless Steel / (AISI 304)
SS608	Support	Stainless Steel / (AISI 304)
SS609	Strainer	Stainless Steel / (AISI 304)
SS610	Neck Ring Retainer	Stainless Steel / (AISI 420)
SS611	Neck Ring	Rubber / Steel
SS612A	Impeller	Stainless Steel / (AISI 304)
SS612B	Impeller Ring	Stainless Steel / (AISI 304)
SS613	Split Cone	Stainless Steel / (AISI 420)
SS614	Split Cone Nut	Stainless Steel / (AISI 304)
SS615	Stop Ring Spacing Washer	Composite
SS616	Stop Ring	Stainless Steel / (AISI 420)
SS617	Diffuser	Stainless Steel / (AISI 304)
SS617A KIT	Diffuser	Stainless Steel / (AISI 304)
	Bearing	Rubber / Steel
	Neck Ring	Rubber / Steel
	Stop Ring	Stainless Steel / (AISI 420)
SS617 KIT	Diffuser	Stainless Steel / (AISI 304)
	Bearing	Rubber
	Neck Ring	Rubber / Steel
SS617B KIT	Diffuser	Stainless Steel / (AISI 304)
	Bearing	Rubber
	Valve Seat	Rubber / Steel
SS618	Bearing	Rubber / Steel
SS620	Bearing	Rubber
SS621	Valve Seat	Rubber / Steel
SS622	Valve Cone	Stainless Steel / (AISI 304)
SS623	Discharge (3" Normal)	Stainless Steel / (AISI 304)
SS623A	Discharge (NPT)	Stainless Steel / (AISI 304)
SS624	Strap	Stainless Steel / (AISI 304)
SS625	Strap Nut	Stainless Steel / (AISI 304)
SS626	Calbe Guard	Stainless Steel / (AISI 304)

6" 36-60 M<sup>3</sup>/H - MATERIALS

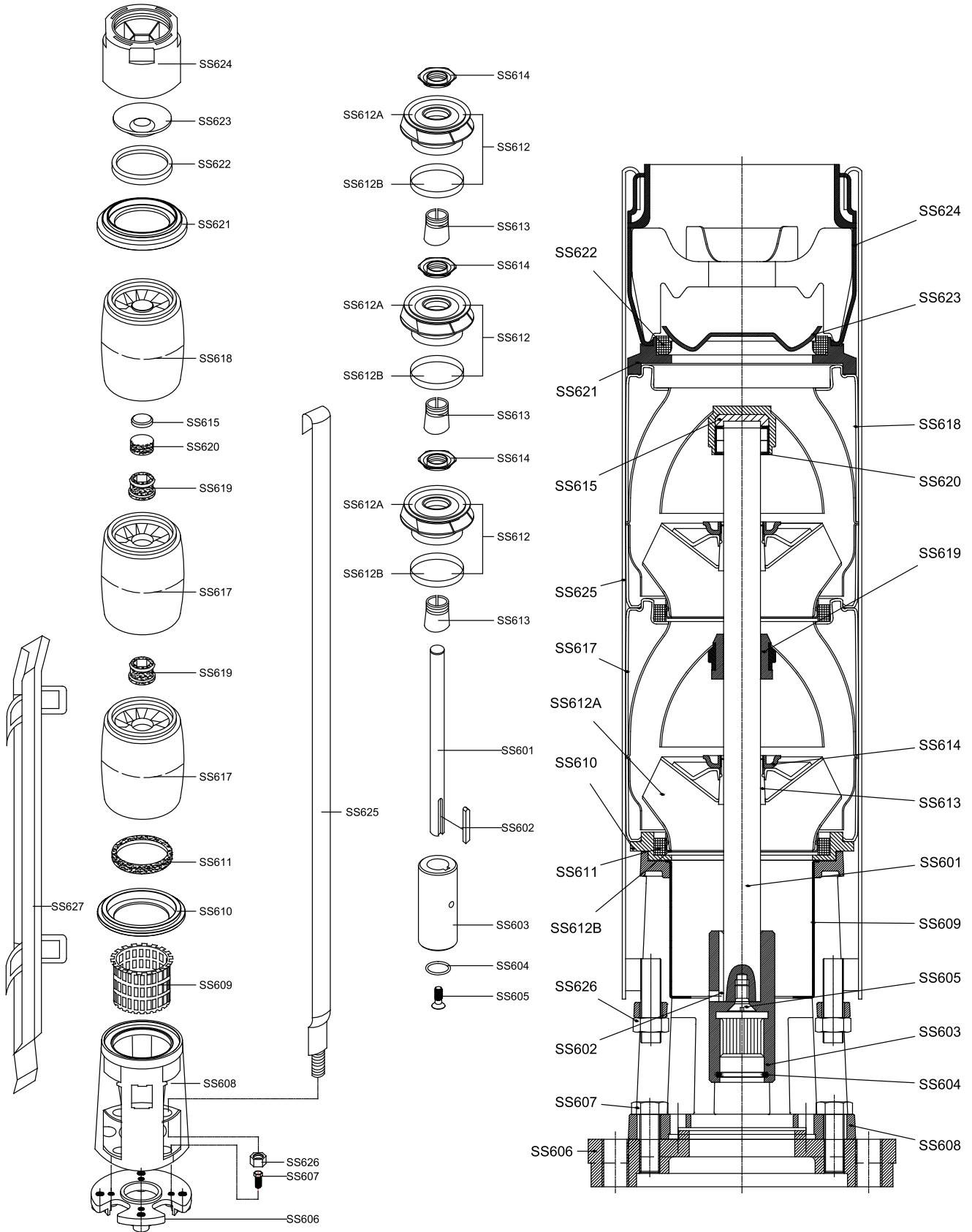


## 6" 36-60 M<sup>3</sup>/H - MATERIALS

Part No.	Description	Material
SS601	Shaft	Stainless Steel / (AISI 420)
SS602	Key	Stainless Steel / (AISI 304)
SS603	Coupling	Stainless Steel / (AISI 420)
SS604	O-ring	Rubber
SS605	Coupling Screw	Stainless Steel / (AISI 304)
SS606	Flange	Stainless Steel / (AISI 304)
SS607	Flange Screw	Stainless Steel / (AISI 304)
SS608	Support	Stainless Steel / (AISI 304)
SS609	Strainer	Stainless Steel / (AISI 304)
SS610	Neck Ring Retainer	Stainless Steel / (AISI 304)
SS611	Support Neck Ring	Rubber / Steel
SS612A	Impeller	Stainless Steel / (AISI 304)
SS612B	Impeller Ring	Stainless Steel / (AISI 304)
SS613	Split Cone	Stainless Steel / (AISI 420)
SS614	Split Cone Nut	Stainless Steel / (AISI 304)
SS615	Stop Ring Spacing Washer	Composite
SS616	Stop Ring	Stainless Steel / (AISI 420)
SS617	Diffuser	Stainless Steel / (AISI 304)
SS617A KIT	Diffuser	Stainless Steel / (AISI 304)
	Bearing	Rubber / Steel
	Neck Ring	Rubber / Steel
	Stop Ring	Stainless Steel / (AISI 420)
SS617 KIT	Diffuser	Stainless Steel / (AISI 304)
	Bearing	Rubber
	Neck Ring	Rubber / Steel
SS617B KIT	Diffuser	Stainless Steel / (AISI 304)
	Bearing	Rubber
	Valve Seat	Rubber / Steel
SS618	Bearing	Rubber / Steel
SS619	Valve Seat	Rubber / Steel
SS620	Bearing	Rubber
SS622	Valve cone	Stainless Steel / (AISI 304)
SS623	Discharge (3" Normal)	Stainless Steel / (AISI 304)
SS623A	Discharge (NPT)	Stainless Steel / (AISI 304)
SS623B	Discharge (4" Normal)	Stainless Steel / (AISI 304)
SS623C	Discharge (NPT)	Stainless Steel / (AISI 304)
SS624	Strap	Stainless Steel / (AISI 304)
SS625	Strap Nut	Stainless Steel / (AISI 304)
SS626	Calbe Guard	Stainless Steel / (AISI 304)
SS627	Lock Nut	Stainless Steel / (AISI 420)
SS628	Neck Ring	Rubber / Steel



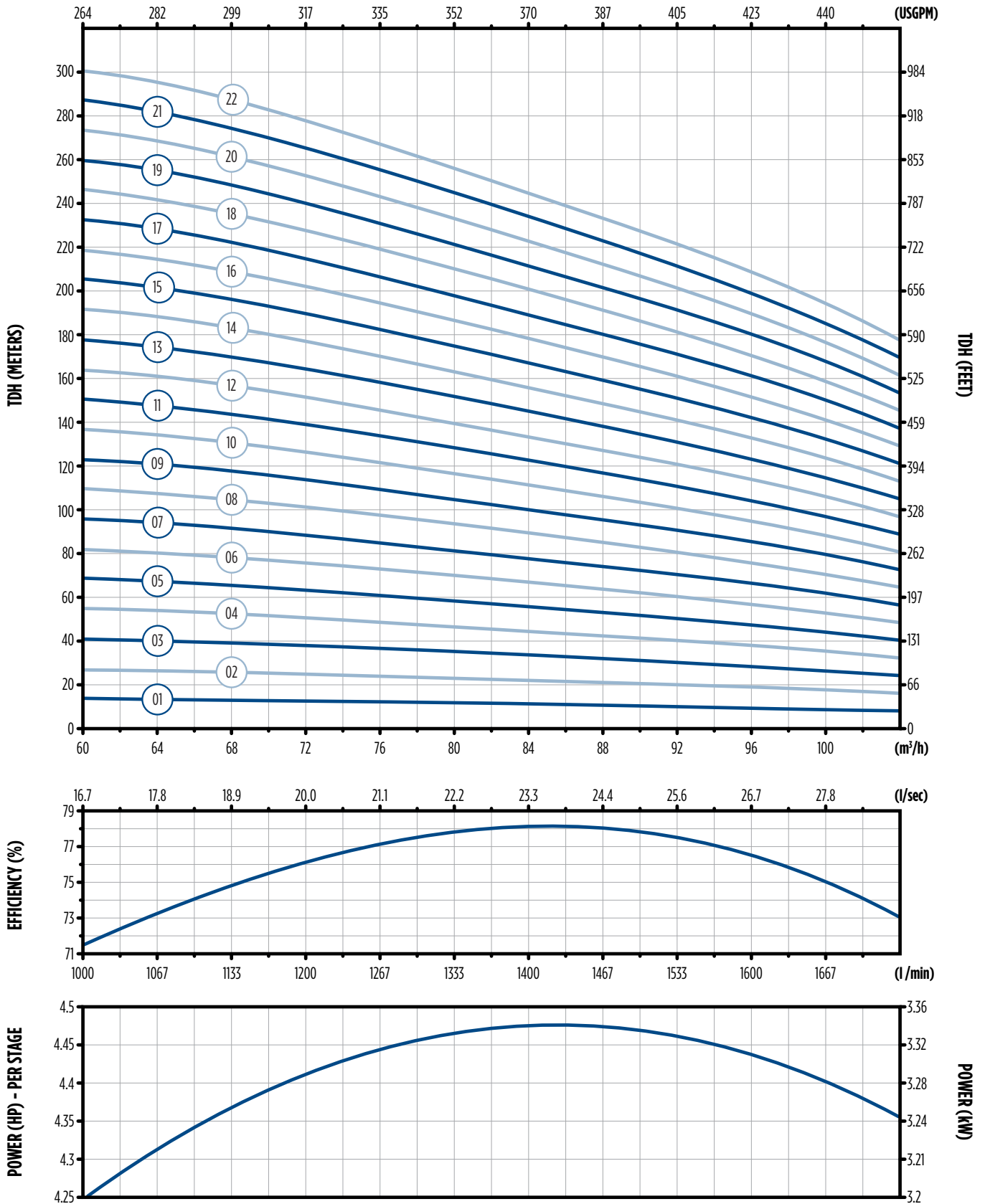
6" 75-90 M<sup>3</sup>/H - MATERIALS



## 6" 75-90 M<sup>3</sup>/H - MATERIALS

Part No.	Description	Material
SS601	Shaft	Stainless Steel / (AISI 420)
SS602	Key	Stainless Steel / (AISI 304)
SS603	Coupling	Stainless Steel / (AISI 420)
SS604	O-ring	Rubber
SS605	Coupling Screw	Stainless Steel / (AISI 304)
SS606	Flange	Stainless Steel / (AISI 304)
SS607	Flange Screw	Stainless Steel / (AISI 304)
SS608	Support	Stainless Steel / (AISI 304)
SS609	Strainer	Stainless Steel / (AISI 304)
SS610	Neck Ring Retainer	Stainless Steel / (AISI 420)
SS611	Neck Ring	Rubber / Steel
SS612A	Impeller	Stainless Steel / (AISI 304)
SS612B	Impeller Ring	Stainless Steel / (AISI 304)
SS613	Split Cone	Stainless Steel / (AISI 420)
SS614	Split Cone Nut	Stainless Steel / (AISI 304)
SS615	Stop Ring Spacing Washer	Composite
SS617	Diffuser	Stainless Steel / (AISI 304)
SS618	Diffuser w/Stopper	Stainless Steel / (AISI 304)
SS619	Bearing	Rubber
SS620	Bearing	Rubber / Steel
SS621	Discharge Ring	Stainless Steel / (AISI 304)
SS622	Valve Seat	Rubber / Steel
SS623	Valve Cone	Stainless Steel / (AISI 304)
SS624	Discharge (4" Normal)	Stainless Steel / (AISI 304)
SS624A	Discharge (NPT)	Stainless Steel / (AISI 304)
SS625	Strap	Stainless Steel / (AISI 304)
SS626	Strap Nut	Stainless Steel / (AISI 304)
SS627	Cable Guard	Stainless Steel / (AISI 304)

8" 72 M<sup>3</sup>/H - PERFORMANCE



## 8" 72 M<sup>3</sup>/H - PERFORMANCE

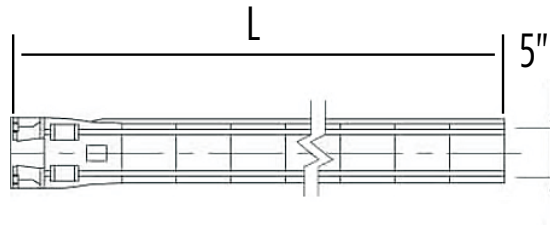
Model No.	Model Description	Stages	LPS	0	16.67	17.78	18.89	20	21.11	22.22	23.33	24.44	25.56	26.67	27.78	28.89
			USGPM	0	264	282	299	317	335	352	370	387	405	423	440	458
			M <sup>3</sup> /H	0	60	64	68	72	76	80	84	88	92	96	100	104
			Flow Rate	Shut-Off	Recommended Operating Range											
9730850723101	72SSI04F085-0165	1	Total Dynamic Head (TDH) - meters	19	14	13	13	13	12	12	11	11	10	9	9	8
9730850723102	72SSI07F085-0265	2		36	27	26	26	25	24	23	22	21	20	19	18	16
9730850723103	72SSI11F085-0365	3		55	41	40	39	38	37	35	34	32	30	28	27	24
9730850723104	72SSI13F085-0465	4		72	55	54	52	51	49	46	45	42	40	38	36	32
9730850723105	72SSI18F085-0565	5		92	69	67	65	64	61	58	56	53	50	47	45	40
9730850723106	72SSI22F085-0665	6		110	82	80	78	76	73	70	67	64	60	56	54	48
9730850723206	72SSI22F085-0685	6		110	82	80	78	76	73	70	67	64	60	56	54	48
9730850723107	72SSI25F085-0765	7		129	96	94	91	89	85	81	78	74	70	66	63	56
9730850723207	72SSI25F085-0785	7		129	96	94	91	89	85	81	78	74	70	66	63	56
9730850723108	72SSI25F085-0865	8		148	110	107	104	102	98	93	90	85	80	75	72	64
9730850723208	72SSI25F085-0885	8		148	110	107	104	102	98	93	90	85	80	75	72	64
9730850723109	72SSI30F085-0965	9		165	123	121	117	114	110	104	101	95	90	85	81	72
9730850723209	72SSI30F085-0985	9		165	123	121	117	114	110	104	101	95	90	85	81	72
9730850723110	72SSI37F085-1065	10		184	137	134	130	127	122	116	112	106	100	94	90	80
9730850723210	72SSI37F085-1085	10		184	137	134	130	127	122	116	112	106	100	94	90	80
9730850723111	72SSI37F085-1165	11		203	151	147	143	140	134	128	123	117	110	103	99	88
9730850723211	72SSI37F085-1185	11		203	151	147	143	140	134	128	123	117	110	103	99	88
9730850723112	72SSI45F085-1265	12		220	164	161	156	152	146	139	134	127	120	113	108	96
9730850723212	72SSI45F085-1285	12		220	164	161	156	152	146	139	134	127	120	113	108	96
9730850723113	72SSI45F085-1365	13		233	178	174	169	165	159	151	146	138	130	122	117	104
9730850723213	72SSI45F085-1385	13		233	178	174	169	165	159	151	146	138	130	122	117	104
9730850723214	72SSI52F085-1485	14		247	192	188	182	178	171	162	157	148	140	132	126	112
9730850723215	72SSI52F085-1585	15	265	206	201	195	191	183	174	168	159	150	141	135	120	
9730850723216	72SSI55F085-1685	16	294	219	214	208	203	195	186	179	170	160	150	144	128	
9730850723217	72SSI55F085-1785	17	313	233	228	221	216	207	197	190	180	170	160	153	136	
9730850723218	72SSI59F085-1885	18	332	247	241	234	229	220	209	202	191	180	169	162	144	
9730850723219	72SSI66F085-1985	19	349	260	255	247	241	232	220	213	201	190	179	171	152	
9730850723220	72SSI66F085-2085	20	368	274	268	260	254	244	232	224	212	200	188	180	160	
9730850723221	72SSI75F085-2185	21	387	288	281	273	267	256	244	235	223	210	197	189	168	
9730850723222	72SSI75F085-2285	22	406	301	295	286	279	268	255	246	233	220	207	198	176	

NOTE: 1200 mm minimum liquid level (NPSH) from bottom of suction grid

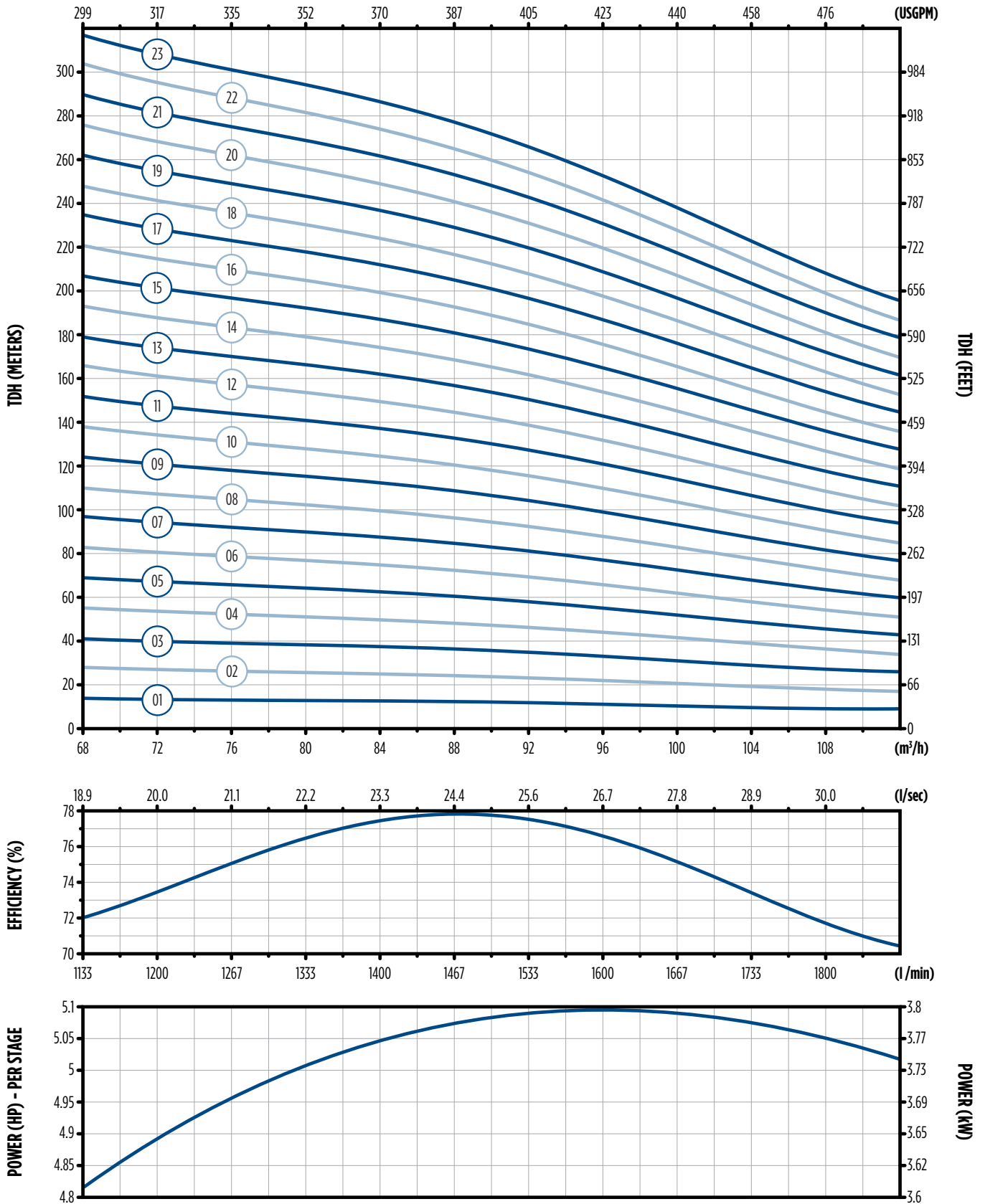
### 8" 72 M<sup>3</sup>/H - DIMENSIONS

Model No.	Model Description	kW	HP	Motor Size	Discharge	Stages	Length (L)		Weight	
							mm	in	kg	lbs
9730850723101	72SSI04F085-0165	4	5.5	6	5"	1	570	22.4	22	49
9730850723102	72SSI07F085-0265	7.5	10	6		2	698	27.5	25	55
9730850723103	72SSI11F085-0365	11	15	6		3	826	32.5	29	64
9730850723104	72SSI13F085-0465	13	17.5	6		4	954	37.6	32	71
9730850723105	72SSI18F085-0565	18.5	25	6		5	1082	42.6	35	77
9730850723106	72SSI22F085-0665	22	30	6		6	1210	47.6	39	86
9730850723206	72SSI22F085-0685	22	30	8		6	1221	48.1	40	88
9730850723107	72SSI25F085-0765	26	35	6		7	1338	52.7	42	93
9730850723207	72SSI25F085-0785	26	35	8		7	1349	53.1	44	97
9730850723108	72SSI25F085-0865	26	35	6		8	1466	57.7	45	99
9730850723208	72SSI25F085-0885	26	35	8		8	1477	58.1	48	106
9730850723109	72SSI30F085-0965	30	40	6		9	1594	62.8	49	108
9730850723209	72SSI30F085-0985	30	40	8		9	1605	63.2	52	115
9730850723110	72SSI37F085-1065	37	50	6		10	1722	67.8	52	115
9730850723210	72SSI37F085-1085	37	50	8		10	1733	68.2	55	121
9730850723111	72SSI37F085-1165	37	50	6		11	1850	72.8	56	123
9730850723211	72SSI37F085-1185	37	50	8		11	1861	73.3	59	130
9730850723112	72SSI45F085-1265	45	60	6		12	1978	77.9	59	130
9730850723212	72SSI45F085-1285	45	60	8		12	1989	78.3	63	139
9730850723113	72SSI45F085-1365	45	60	6		13	2106	82.9	62	137
9730850723213	72SSI45F085-1385	45	60	8		13	2117	83.3	67	148
9730850723214	72SSI52F085-1485	52	70	8		14	2245	88.4	71	157
9730850723215	72SSI52F085-1585	52	70	8	15	2373	93.4	75	165	
9730850723216	72SSI55F085-1685	55	75	8	16	2501	98.5	79	174	
9730850723217	72SSI55F085-1785	55	75	8	17	2629	103.5	83	183	
9730850723218	72SSI59F085-1885	59	80	8	18	2757	108.5	87	192	
9730850723219	72SSI66F085-1985	66	90	8	19	2885	113.6	91	201	
9730850723220	72SSI66F085-2085	66	90	8	20	3013	118.6	95	209	
9730850723221	72SSI75F085-2185	75	100	8	21	3141	123.7	98	216	
9730850723222	72SSI75F085-2285	75	100	8	22	3269	128.7	102	225	

NOTE: Dimensions are for sizing estimations only



### 8" 96 M<sup>3</sup>/H - PERFORMANCE





8" 96 M<sup>3</sup>/H - PERFORMANCE

Model No.	Model Description	Stages	LPS	0	18.89	20	21.11	22.22	23.33	24.44	25.56	26.67	27.78	28.89	30	31.11
			USGPM	0	299	317	335	352	370	387	405	423	440	458	476	49
			M <sup>3</sup> /H	0	68	72	76	80	84	88	92	96	100	104	108	112
			Flow Rate	Shut-Off	Recommended Operating Range											
9730850963101	96SSI04F085-0165	1	16	14	13	13	13	13	12	12	11	10	10	9	9	
9730850963102	96SSI07F085-0265	2	33	28	27	26	26	25	24	23	22	21	19	18	17	
9730850963103	96SSI11F085-0365	3	50	41	40	39	38	38	36	35	33	31	29	27	26	
9730850963104	96SSI15F085-0465	4	67	55	54	52	51	50	48	46	44	42	39	36	34	
9730850963105	96SSI18F085-0565	5	84	69	67	66	64	63	60	58	55	52	49	45	43	
9730850963106	96SSI22F085-0665	6	100	83	80	79	77	75	72	69	66	62	58	54	51	
9730850963206	96SSI22F085-0685	6	100	83	80	79	77	75	72	69	66	62	58	54	51	
9730850963107	96SSI15F085-0765	7	117	97	94	92	90	88	84	81	77	73	68	63	60	
9730850963207	96SSI25F085-0785	7	117	97	94	92	90	88	84	81	77	73	68	63	60	
9730850963108	96SSI30F085-0865	8	134	110	107	105	102	100	96	92	88	83	78	72	68	
9730850963208	96SSI30F085-0885	8	134	110	107	105	102	100	96	92	88	83	78	72	68	
9730850963109	96SSI37F085-0965	9	151	124	121	118	115	113	108	104	99	94	87	81	77	
9730850963209	96SSI37F085-0985	9	151	124	121	118	115	113	108	104	99	94	87	81	77	
9730850963110	96SSI37F085-1065	10	160	138	134	131	128	125	120	115	110	104	97	90	85	
9730850963210	96SSI37F085-1085	10	160	138	134	131	128	125	120	115	110	104	97	90	85	
9730850963111	96SSI45F085-1165	11	184	152	147	144	141	138	132	127	121	114	107	99	94	
9730850963211	96SSI45F085-1185	11	184	152	147	144	141	138	132	127	121	114	107	99	94	
9730850963112	96SSI45F085-1265	12	201	166	161	157	154	150	144	138	132	125	116	108	102	
9730850963212	96SSI45F085-1285	12	201	166	161	157	154	150	144	138	132	125	116	108	102	
9730850963213	96SSI52F085-1385	13	218	179	174	170	166	163	156	150	143	135	126	117	111	
9730850963214	96SSI52F085-1485	14	225	193	188	183	179	175	168	161	154	146	136	126	119	
9730850963215	96SSI55F085-1585	15	242	207	201	197	192	188	180	173	165	156	146	135	128	
9730850963216	96SSI59F085-1685	16	257	221	214	210	205	200	192	184	176	166	155	144	136	
9730850963217	96SSI66F085-1785	17	274	235	228	223	218	213	204	196	187	177	165	153	145	
9730850963218	96SSI66F085-1885	18	302	248	241	236	230	225	216	207	198	187	175	162	153	
9730850963219	96SSI75F085-1985	19	319	262	255	249	243	238	228	219	209	198	184	171	162	
9730850963220	96SSI75F085-2085	20	336	276	268	262	256	250	240	230	220	208	194	180	170	
9730850963221	96SSI81F085-2185	21	352	290	281	275	269	263	252	242	231	218	204	189	179	
9730850963222	96SSI81F085-2285	22	369	304	295	288	282	275	264	253	242	229	213	198	187	
9730850963223	96SSI92F085-2385	23	386	317	308	301	294	288	276	265	253	239	223	207	196	

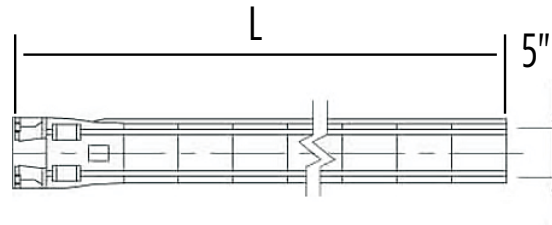
Total Dynamic Head (TDH) - meters

NOTE: 1200 mm minimum liquid level (NPSH) from bottom of suction grid

## 8" 96 M<sup>3</sup>/H - DIMENSIONS

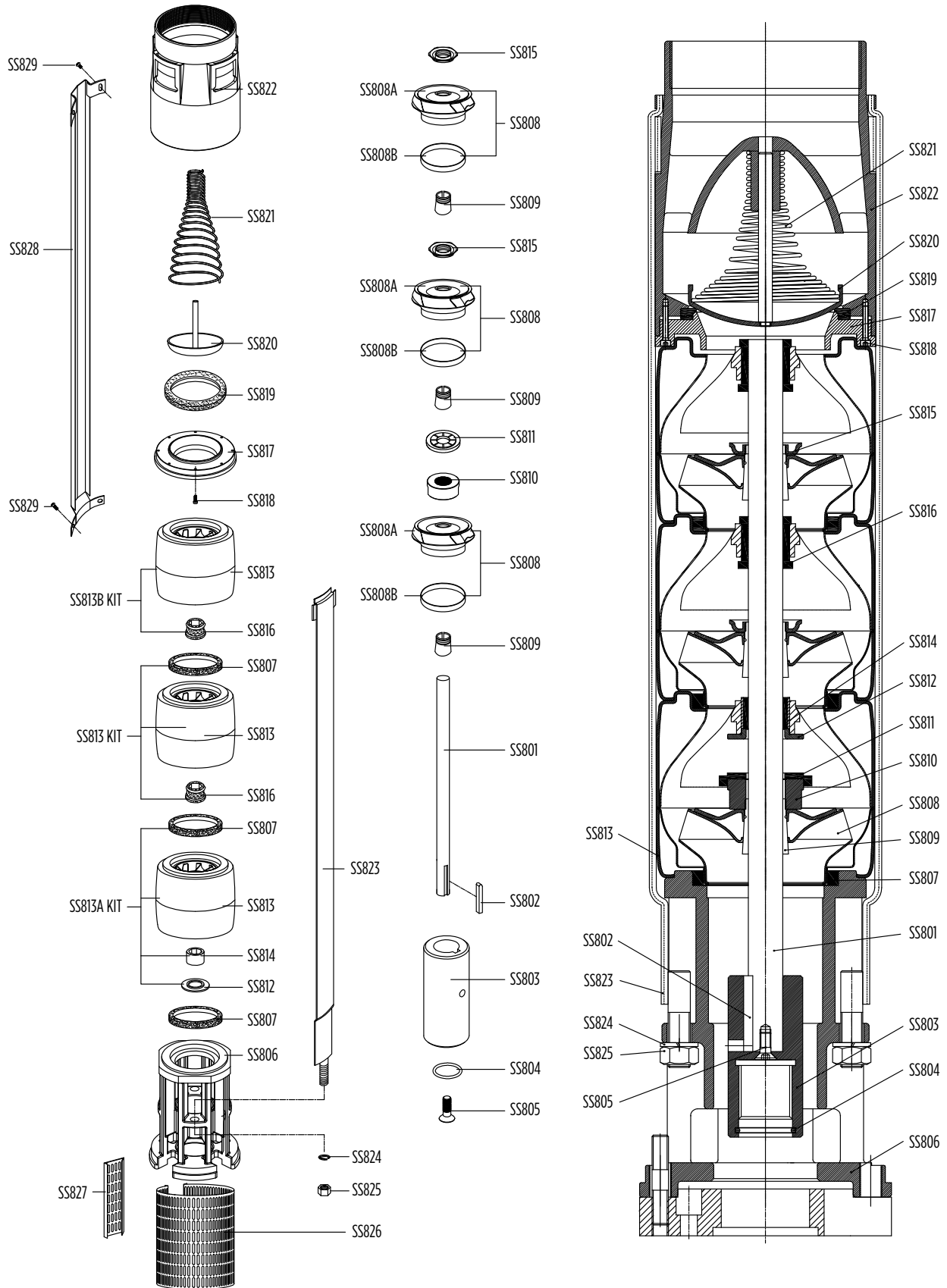
Model No.	Model Description	kW	HP	Motor Size	Discharge	Stages	Length (L)		Weight	
							mm	in	kg	lbs
9730850963101	96SSI04F085-0165	4	5.5	6	5"	1	570	22.4	22	49
9730850963102	96SSI07F085-0265	7.5	10	6		2	698	27.5	25	55
9730850963103	96SSI11F085-0365	11	15	6		3	826	32.5	29	64
9730850963104	96SSI15F085-0465	15	20	6		4	954	37.6	32	71
9730850963105	96SSI18F085-0565	18.5	25	6		5	1082	42.6	35	77
9730850963106	96SSI22F085-0665	22	30	6		6	1210	47.6	38	84
9730850963206	96SSI22F085-0685	22	30	8		6	1221	48.1	40	88
9730850963107	96SSI25F085-0765	26	35	6		7	1338	52.7	41	90
9730850963207	96SSI25F085-0785	26	35	8		7	1349	53.1	42	93
9730850963108	96SSI30F085-0865	30	40	6		8	1466	57.7	44	97
9730850963208	96SSI30F085-0885	30	40	8		8	1477	58.1	45	99
9730850963109	96SSI37F085-0965	37	50	6		9	1594	62.8	47	104
9730850963209	96SSI37F085-0985	37	50	8		9	1605	63.2	47	104
9730850963110	96SSI37F085-1065	37	50	6		10	1722	67.8	50	110
9730850963210	96SSI37F085-1085	37	50	8		10	1733	68.2	50	110
9730850963111	96SSI45F085-1165	45	60	6		11	1850	72.8	53	117
9730850963211	96SSI45F085-1185	45	60	8		11	1861	73.3	53	117
9730850963112	96SSI45F085-1265	45	60	6		12	1978	77.9	56	123
9730850963212	96SSI45F085-1285	45	60	8		12	1989	78.3	55	121
9730850963213	96SSI52F085-1385	52	70	8		13	2117	83.3	58	128
9730850963214	96SSI52F085-1485	52	70	8		14	2245	88.4	60	132
9730850963215	96SSI55F085-1585	55	75	8		15	2373	93.4	63	139
9730850963216	96SSI59F085-1685	59	80	8		16	2501	98.5	65	143
9730850963217	96SSI66F085-1785	66	90	8	17	2629	103.5	68	150	
9730850963218	96SSI66F085-1885	66	90	8	18	2757	108.5	70	154	
9730850963219	96SSI75F085-1985	75	100	8	19	2885	113.6	73	161	
9730850963220	96SSI75F085-2085	75	100	8	20	3013	118.6	75	165	
9730850963221	96SSI81F085-2185	81	110	8	21	3141	123.7	78	172	
9730850963222	96SSI81F085-2285	81	110	8	22	3269	128.7	81	179	
9730850963223	96SSI92F085-2385	92	125	8	23	3397	133.7	83	183	

NOTE: Dimensions are for sizing estimations only





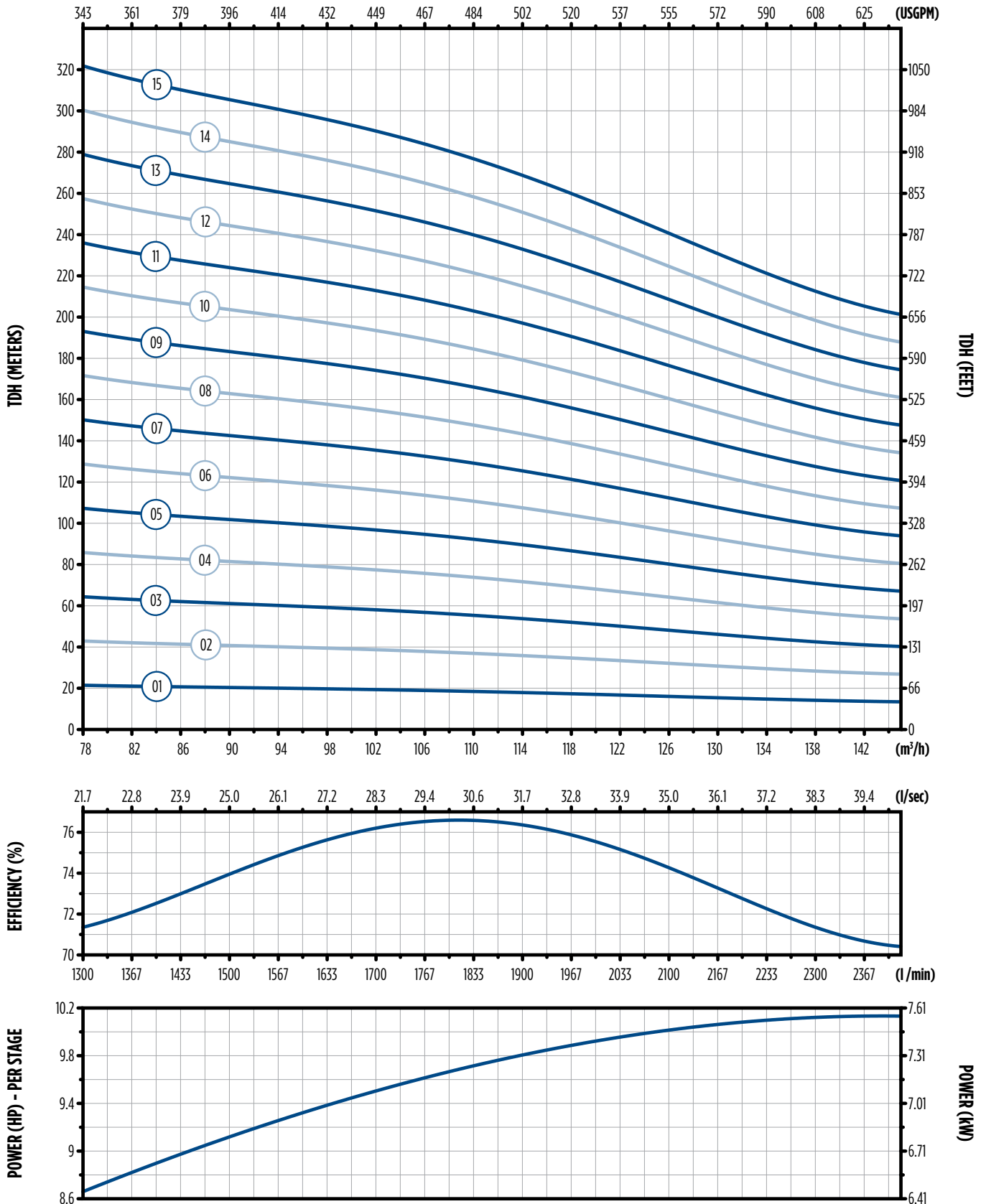
8" 72-96 M<sup>3</sup>/H - MATERIALS



## 8" 72-96 M<sup>3</sup>/H - MATERIALS

Part No.	Description	Material
SS801	Shaft	Stainless Steel / (AISI 420)
SS802	Key	Stainless Steel / (AISI 304)
SS803	Coupling	Stainless Steel / (AISI 420)
SS804	O-ring	Rubber
SS805	Coupling Screw	Stainless Steel / (AISI 304)
SS806	Support	Stainless Steel / (AISI 304)
SS807	Neck Ring	Rubber / (NBR)
SS808A	Impeller	Stainless Steel / (AISI 304)
SS808B	Ring of Impeller	Stainless Steel / (AISI 304)
SS809	Split Cone	Stainless Steel / (AISI 420)
SS810	Stop Ring Nut	Stainless Steel / (AISI 420)
SS811	Stop Ring Spacing Washer	Composite
SS812	Stop Ring	Stainless Steel / (AISI 420)
SS813	Diffuser	Stainless Steel / (AISI 304)
SS813A KIT	Diffuser	Stainless Steel / (AISI 304)
	Neck Ring	Rubber / (NBR)
	Bearing	Rubber / Steel
	Stop Ring	Stainless Steel / (AISI 420)
SS813 KIT	Diffuser	Stainless Steel / (AISI 304)
	Bearing	Rubber
	Neck Ring	Rubber / (NBR)
SS813B KIT	Diffuser	Stainless Steel / (AISI 304)
	Bearing	Rubber
SS814	Bearing	Rubber / Steel
SS815	Split Cone Nut	Stainless Steel / (AISI 304)
SS816	Bearing	Rubber
SS817	Valve Ring	Stainless Steel / (AISI 304)
SS818	Valve Ring Screw	Stainless Steel / (AISI 304)
SS819	Valve Seat	Rubber
SS820	Valve Cone	Stainless Steel / (AISI 304)
SS821	Valve Spring	Stainless Steel / (AISI 304)
SS822	Discharge (5" Normal)	Stainless Steel / (AISI 304)
SS822A	Discharge (NPT)	Stainless Steel / (AISI 304)
SS823	Strap	Stainless Steel / (AISI 304)
SS824	Strap Spring Washer	Stainless Steel / (AISI 304)
SS825	Strap Nut	Stainless Steel / (AISI 304)
SS826	Strainer	Stainless Steel / (AISI 304)
SS827	Strainer Lock	Stainless Steel / (AISI 304)
SS828	Cable Guard	Stainless Steel / (AISI 304)
SS829	Cable Guard Screw	Stainless Steel / (AISI 304)

### 10" 108 M<sup>3</sup>/H - PERFORMANCE



## 10" 108 M<sup>3</sup>/H - PERFORMANCE

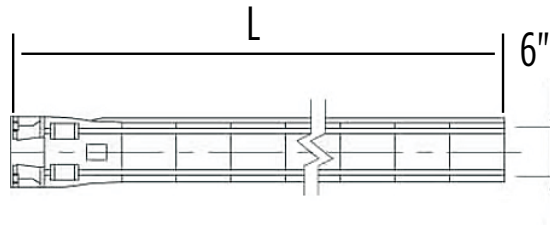
Model No.	Model Description	Stages	LPS	0	25	27.8	30	31.9	34.7	37.5
			USGPM	0	396	440	476	506	550	594
			M <sup>3</sup> /H	0	90	100	108	115	125	135
			Flow Rate	Shut-Off	Recommended Operating Range					
9731051083101	108SSI07F105-0166	1	Total Dynamic Head (TDH) - meters	25	20	20	19	18	16	15
9731051083102	108SSI15F105-0266	2		50	41	39	37	36	32	29
9731051083103	108SSI22F105-0366	3		74	61	59	56	53	49	44
9731051083203	108SSI22F105-0386	3		74	61	59	56	53	49	44
9731051083104	108SSI30F105-0466	4		99	81	79	74	71	65	58
9731051083204	108SSI30F105-0486	4		99	81	79	74	71	65	58
9731051083105	108SSI37F105-0566	5		124	102	99	93	89	81	73
9731051083205	108SSI37F105-0586	5		124	102	99	93	89	81	73
9731051083106	108SSI45F105-0666	6		149	122	118	111	107	97	88
9731051083206	108SSI45F105-0686	6		149	122	118	111	107	97	88
9731051083207	108SSI52F105-0786	7		173	142	138	130	125	114	102
9731051083208	108SSI60F105-0886	8		198	163	158	148	142	130	117
9731051083209	108SSI67F105-0986	9		223	183	178	167	160	146	131
9731051083210	108SSI75F105-1086	10		248	203	197	185	178	162	146
9731051083211	108SSI83F105-1186	11		273	224	217	204	196	179	161
9731051083212	108SSI93F105-1286	12	297	244	237	222	213	195	175	
9731051083213	108SSI110F105-1386	13	322	265	257	241	231	211	190	
9731051083214	108SSI110F105-1486	14	347	285	276	259	249	227	204	
9731051083215	108SSI110F105-1586	15	372	305	296	278	267	244	219	

NOTE: 1200 mm minimum liquid level (NPSH) from bottom of suction grid

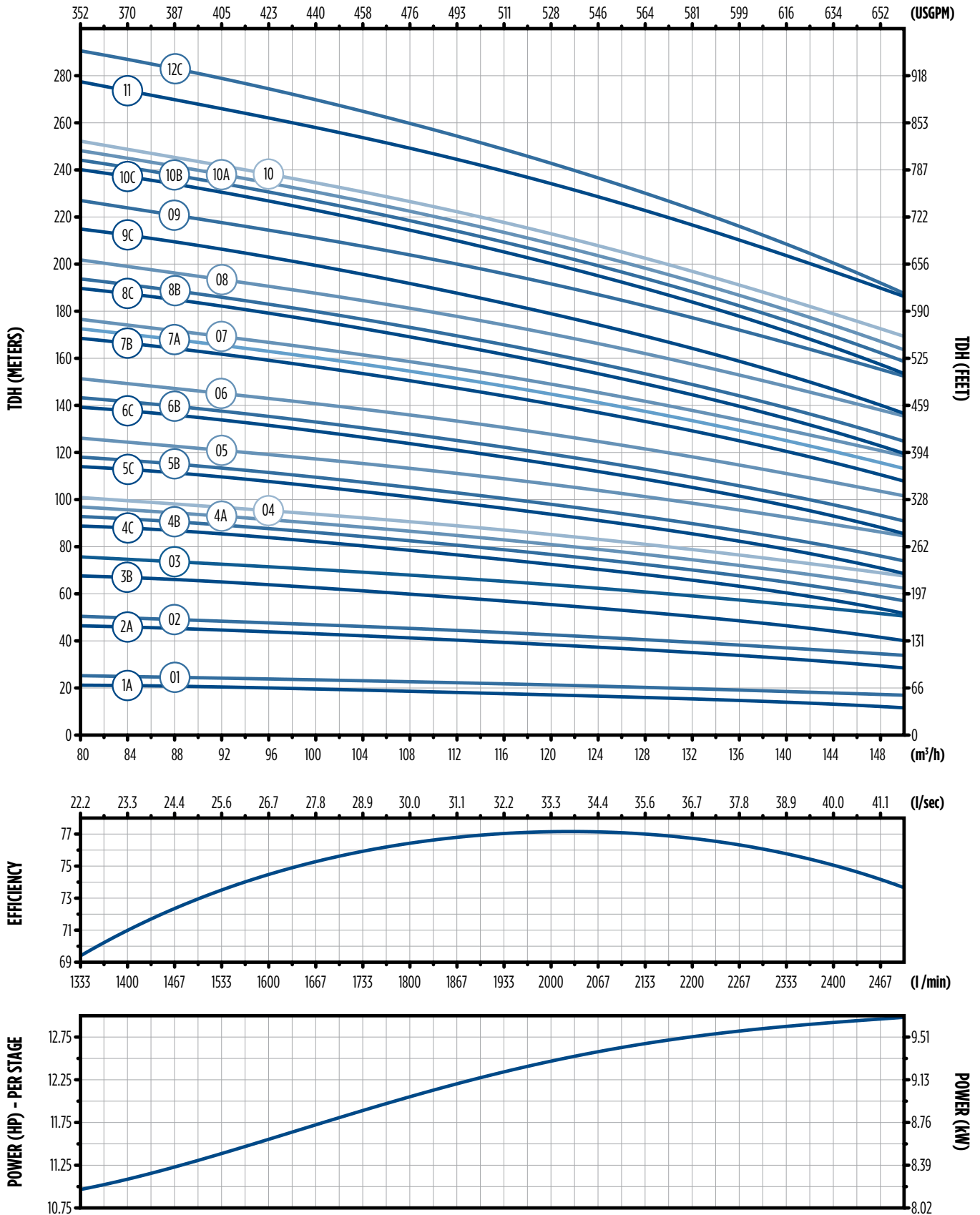
### 10" 108 M<sup>3</sup>/H - DIMENSIONS

Model No.	Model Description	kW	HP	Motor Size	Discharge	Stages	Length (L)		Weight	
							mm	in	kg	lbs
9731051083101	108SSI07F105-0166	7.5	10	6	6" BSP 11 TPI	1	608	24	30	66
9731051083102	108SSI15F105-0266	15	20	6		2	764	30	36	79
9731051083103	108SSI22F105-0366	22	30	6		3	920	36	42	93
9731051083203	108SSI22F105-0386	22	30	8		3	920	36	43	95
9731051083104	108SSI30F105-0466	30	40	6		4	1076	42	48	106
9731051083204	108SSI30F105-0486	30	40	8		4	1076	42	50	110
9731051083105	108SSI37F105-0566	37	50	6		5	1232	49	55	121
9731051083205	108SSI37F105-0586	37	50	8		5	1232	49	55	121
9731051083106	108SSI45F105-0666	45	60	6		6	1388	55	61	134
9731051083206	108SSI45F105-0686	45	60	8		6	1388	55	62	137
9731051083207	108SSI52F105-0786	52	70	8		7	1544	61	68	150
9731051083208	108SSI60F105-0886	60	80	8		8	1700	67	74	163
9731051083209	108SSI67F105-0986	67	90	8		9	1856	73	80	176
9731051083210	108SSI75F105-1086	75	100	8		10	2012	79	86	190
9731051083211	108SSI83F105-1186	83	110	8		11	2168	85	92	203
9731051083212	108SSI93F105-1286	93	125	8	12	2324	91	98	216	
9731051083213	108SSI110F105-1386	110	150	8	13	2480	98	104	229	
9731051083214	108SSI110F105-1486	110	150	8	14	2636	104	110	243	
9731051083215	108SSI110F105-1586	110	150	8	15	2792	110	116	256	

NOTE: Dimensions are for sizing estimations only. Max Diameter of the pump is 8.19" (208 mm).



### 10" 120 M<sup>3</sup>/H - PERFORMANCE



### 10" 120 M<sup>3</sup>/H - PERFORMANCE

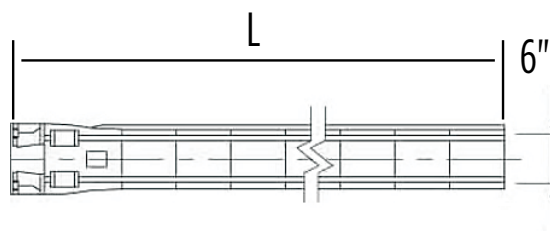
Model No.	Model Description	Stages	LPS	0	27.8	30.6	33.3	34.7	36.1	37.5
			USGPM	0	440	484	528	550	572	594
			M <sup>3</sup> /H	0	100	110	120	125	130	135
			Flow Rate	Shut-Off	Recommended Operating Range					
9731051203101A	120SSI07F105-01A66	1A	Total Dynamic Head (TDH) - meters	25	20	18	17	16	16	15
9731051203101	120SSI11F105-0166	1		29	23	22	21	21	20	19
9731051203102A	120SSI15F105-02A66	2A		53	43	41	38	37	36	34
9731051203102	120SSI22F105-0266	2		57	47	45	43	41	40	38
9731051203202	120SSI22F105-0286	2		57	47	45	43	41	40	38
9731051203103B	120SSI26F105-03B66	3B		78	63	59	56	53	51	48
9731051203203B	120SSI26F105-03B86	3B		78	63	59	56	53	51	48
9731051203103	120SSI30F105-0366	3		86	70	67	64	62	60	58
9731051203203	120SSI30F105-0386	3		86	70	67	64	62	60	58
9731051203104C	120SSI37F105-04C66	4C		103	83	78	73	69	67	63
9731051203204C	120SSI37F105-04C86	4C		103	83	78	73	69	67	63
9731051203104B	120SSI37F105-04B66	4B		107	86	82	77	74	71	68
9731051203204B	120SSI37F105-04B86	4B		107	86	82	77	74	71	68
9731051203104A	120SSI37F105-04A66	4A		111	90	86	81	78	76	72
9731051203204A	120SSI37F105-04A86	4A		111	90	86	81	78	76	72
9731051203104	120SSI45F105-0466	4		115	94	90	85	83	80	77
9731051203204	120SSI45F105-0486	4		115	94	90	85	83	80	77
9731051203105C	120SSI45F105-05C66	5C		132	106	100	94	90	87	82
9731051203205C	120SSI45F105-05C86	5C		132	106	100	94	90	87	82
9731051203105B	120SSI45F105-05B66	5B		136	110	104	98	94	91	87
9731051203205B	120SSI45F105-05B86	5B		136	110	104	98	94	91	87
9731051203205	120SSI53F105-0586	5		144	117	112	107	103	100	96
9731051203206C	120SSI53F105-06C86	6C		160	129	123	115	111	107	101
9731051203206B	120SSI55F105-06B86	6B		164	133	127	120	115	111	106
9731051203206	120SSI60F105-0686	6		172	140	134	128	124	120	115
9731051203207B	120SSI67F105-07B86	7B		193	156	149	141	136	131	125
9731051203207A	120SSI67F105-07A86	7A		197	160	153	145	140	136	130
9731051203207	120SSI75F105-0786	7		201	164	157	150	144	140	134
9731051203208C	120SSI75F105-08C86	8C		218	176	167	158	152	147	140
9731051203208B	120SSI75F105-08B86	8B		222	180	171	162	156	151	144
9731051203208	120SSI83F105-0886	8		230	187	179	171	165	160	153
9731051203209C	120SSI83F105-09C86	9C		247	200	190	180	173	167	159
9731051203209	120SSI93F105-0986	9	258	211	202	192	186	180	173	
9731051203210C	120SSI93F105-10C86	10C	275	223	212	201	193	187	178	
9731051203210B	120SSI93F105-10B86	10B	279	227	216	205	198	191	183	
9731051203210A	120SSI110F105-10A86	10A	283	230	220	209	202	196	187	
9731051203210	120SSI110F105-1086	10	287	234	224	214	206	200	192	
9731051203211	120SSI110F105-1186	11	316	257	247	235	227	220	211	
9731051203212C	120SSI110F105-12C86	12C	333	270	257	244	234	227	216	

NOTE: 1200 mm minimum liquid level (NPSH) from bottom of suction grid

## 10" 120 M<sup>3</sup>/H - DIMENSIONS

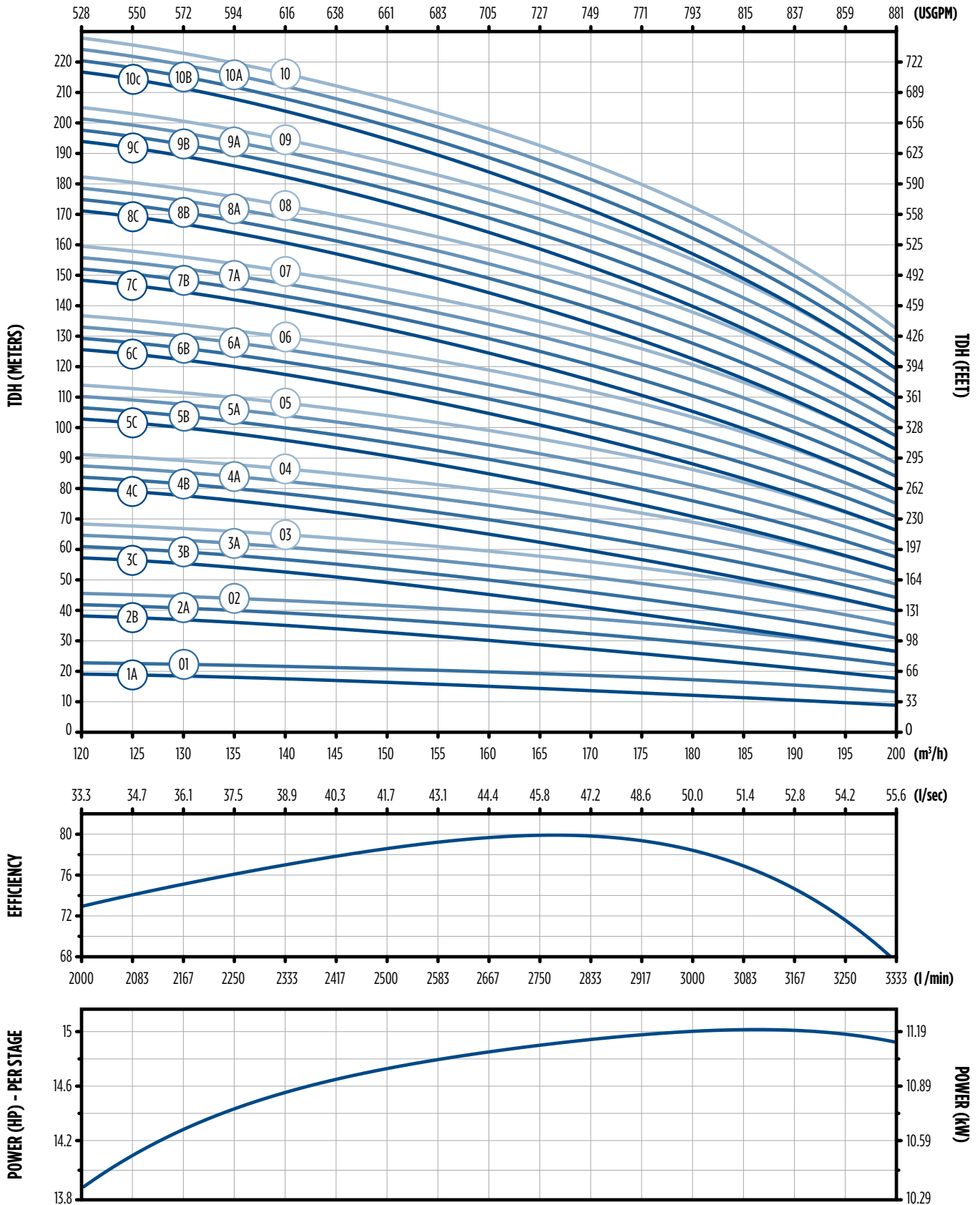
Model No.	Model Description	kW	HP	Motor Size	Discharge	Stages	Length (L)		Weight	
							mm	in	kg	lbs
9731051203101A	120SSI07F105-01A66	7.5	10	6	6" BSP 11 TPI	1A	608	24	30	66
9731051203101	120SSI11F105-0166	11	15	6		1	608	24	30	66
9731051203102A	120SSI15F105-02A66	15	20	6		2A	764	30	36	79
9731051203102	120SSI22F105-0266	22	30	6		2	764	30	36	79
9731051203202	120SSI22F105-0286	22	30	8		2	764	30	36	79
9731051203103B	120SSI26F105-03B66	26	35	6		3B	920	36	42	93
9731051203203B	120SSI26F105-03B86	26	35	8		3B	920	36	42	93
9731051203103	120SSI30F105-0366	30	40	6		3	920	36	42	93
9731051203203	120SSI30F105-0386	30	40	8		3	920	36	42	93
9731051203104C	120SSI37F105-04C66	37	50	6		4C	1076	42	50	110
9731051203204C	120SSI37F105-04C86	37	50	8		4C	1076	42	50	110
9731051203104B	120SSI37F105-04B66	37	50	6		4B	1076	42	50	110
9731051203204B	120SSI37F105-04B86	37	50	8		4B	1076	42	50	110
9731051203104A	120SSI37F105-04A66	37	50	6		4A	1076	42	50	110
9731051203204A	120SSI37F105-04A86	37	50	8		4A	1076	42	50	110
9731051203104	120SSI45F105-0466	45	60	6		4	1076	42	50	110
9731051203204	120SSI45F105-0486	45	60	8		4	1076	42	50	110
9731051203105C	120SSI45F105-05C66	45	60	6		5C	1232	49	55	121
9731051203205C	120SSI45F105-05C86	45	60	8		5C	1232	49	55	121
9731051203105B	120SSI45F105-05B66	45	60	6		5B	1232	49	55	121
9731051203205B	120SSI45F105-05B86	45	60	8		5B	1232	49	55	121
9731051203205	120SSI53F105-0586	53	70	8		5	1232	49	55	121
9731051203206C	120SSI53F105-06C86	53	70	8		6C	1388	55	62	137
9731051203206B	120SSI55F105-06B86	55	75	8		6B	1388	55	62	137
9731051203206	120SSI60F105-0686	60	80	8		6	1388	55	62	137
9731051203207B	120SSI67F105-07B86	67	90	8		7B	1544	61	68	150
9731051203207A	120SSI67F105-07A86	67	90	8		7A	1544	61	68	150
9731051203207	120SSI75F105-0786	75	100	8		7	1544	61	68	150
9731051203208C	120SSI75F105-08C86	75	100	8		8C	1700	67	74	163
9731051203208B	120SSI75F105-08B86	75	100	8		8B	1700	67	74	163
9731051203208	120SSI83F105-0886	83	110	8		8	1700	67	74	163
9731051203209C	120SSI83F105-09C86	83	110	8		9C	1856	73	80	176
9731051203209	120SSI93F105-0986	93	125	8	9	1856	73	80	176	
9731051203210C	120SSI93F105-10C86	93	125	8	10C	2012	79	86	190	
9731051203210B	120SSI93F105-10B86	93	125	8	10B	2012	79	86	190	
9731051203210A	120SSI110F105-10A86	110	150	8	10A	2012	79	86	190	
9731051203210	120SSI110F105-1086	110	150	8	10	2012	79	86	190	
9731051203211	120SSI110F105-1186	110	150	8	11	2168	85	92	203	
9731051203212C	120SSI110F105-12C86	110	150	8	12C	2324	91	99	218	

NOTE: Dimensions are for sizing estimations only. Max Diameter of the pump is 8.19" (208 mm).





### 10" 160 M<sup>3</sup>/H - PERFORMANCE



## 10" 160 M<sup>3</sup>/H - PERFORMANCE

Model No.	Model Description	Stages	LPS	0	36.1	38.9	41.7	43.1	44.4	45.8	47.2	50	52.8
			USGPM	0	572	616	661	683	705	737	749	793	837
			M <sup>3</sup> /H	0	130	140	150	155	160	165	170	180	190
			Flow Rate	Shut-Off	Recommended Operating Range								
9731051603101A	160SSI09F105-01A66	1A	28	18	18	16	15	15	15	14	12	10	
9731051603101	160SSI11F105-0166	1	32	22	22	21	20	20	19	19	17	16	
9731051603102B	160SSI18F105-02B66	2B	56	37	35	33	31	30	29	27	24	21	
9731051603102A	160SSI22F105-02A66	2A	60	41	39	37	36	35	34	32	29	26	
9731051603202A	160SSI22F105-02A86	2A	60	41	39	37	36	35	34	32	29	26	
9731051603102	160SSI22F105-0266	2	63	45	43	42	41	40	38	37	34	31	
9731051603202	160SSI22F105-0286	2	63	45	43	42	41	40	38	37	34	31	
9731051603103C	160SSI32F105-03A66	3C	84	55	53	49	46	45	44	41	37	31	
9731051603203C	160SSI30F105-03C86	3C	84	55	53	49	46	45	44	41	37	31	
9731051603103B	160SSI30F105-03B66	3B	87	59	57	54	51	50	48	46	42	36	
9731051603203B	160SSI30F105-03B86	3B	87	59	57	54	51	50	48	46	42	36	
9731051603103A	160SSI37F105-03A66	3A	91	63	61	58	56	55	53	51	46	42	
9731051603203A	160SSI37F105-03A86	3A	91	63	61	58	56	55	53	51	46	42	
9731051603103	160SSI37F105-0366	3	95	67	65	62	61	60	58	56	51	47	
9731051603203	160SSI37F105-0386	3	95	67	65	62	61	60	58	56	51	47	
9731051603104C	160SSI45F105-04C66	4C	115	78	74	70	67	65	63	60	54	47	
9731051603204C	160SSI45F105-04C86	4C	115	78	74	70	67	65	63	60	54	47	
9731051603104B	160SSI45F105-04B66	4B	119	81	78	74	72	70	68	65	59	52	
9731051603204B	160SSI45F105-04B86	4B	119	81	78	74	72	70	68	65	59	52	
9731051603104A	160SSI45F105-04A66	4A	123	85	82	79	77	75	72	69	64	57	
9731051603204A	160SSI45F105-04A86	4A	123	85	82	79	77	75	72	69	64	57	
9731051603104	160SSI45F105-0466	4	126	89	86	83	82	79	77	74	68	63	
9731051603204	160SSI45F105-0486	4	126	89	86	83	82	79	77	74	68	63	
9731051603205C	160SSI53F105-05C86	5C	147	100	96	91	87	85	82	78	71	62	
9731051603205B	160SSI53F105-05B86	5B	151	104	100	95	92	90	87	83	76	68	
9731051603205A	160SSI55F105-05A86	5A	154	107	104	100	97	94	91	88	81	73	
9731051603205	160SSI55F105-0586	5	158	111	108	104	102	99	96	93	86	78	
9731051603206C	160SSI60F105-06C86	6C	179	122	118	112	108	105	101	97	88	78	
9731051603206B	160SSI67F105-06B86	6B	182	126	122	116	113	109	106	102	93	83	
9731051603206A	160SSI67F105-06A86	6A	186	130	126	120	118	114	111	107	98	89	
9731051603206	160SSI67F105-0686	6	190	134	129	125	123	119	115	111	103	94	
9731051603207C	160SSI75F105-07C86	7C	210	144	139	132	128	124	121	115	105	94	
9731051603207B	160SSI75F105-07B86	7B	214	148	143	137	133	129	125	120	110	99	
9731051603207A	160SSI83F105-07A86	7A	218	152	147	141	138	134	130	125	115	104	
9731051603207	160SSI83F105-0786	7	221	156	151	145	143	139	135	130	120	109	
9731051603208C	160SSI93F105-08C86	8C	242	167	161	153	149	144	140	134	122	109	
9731051603208B	160SSI93F105-08B86	8B	245	170	165	157	154	149	144	139	127	115	
9731051603208A	160SSI93F105-08A86	8A	249	174	169	162	159	154	149	144	132	120	
9731051603208	160SSI93F105-0886	8	253	178	173	166	164	159	154	149	137	125	
9731051603209C	160SSI93F105-09C86	9C	273	189	182	174	169	164	159	153	139	125	
9731051603209B	160SSI110F105-09B86	9B	277	193	186	178	174	169	164	157	144	130	
9731051603209A	160SSI110F105-09A86	9A	281	196	190	183	179	174	168	162	149	135	
9731051603209	160SSI110F105-0986	9	284	200	194	187	184	179	173	167	154	141	
9731051603210C	160SSI110F105-10C86	10C	305	211	204	195	190	184	178	171	157	140	
9731051603210B	160SSI110F105-10B86	10B	309	215	208	199	194	189	183	176	161	146	
9731051603210A	160SSI110F105-10A86	10A	312	219	212	203	199	194	188	181	166	151	
9731051603210	160SSI110F105-1086	10	316	223	216	208	204	199	192	186	171	156	

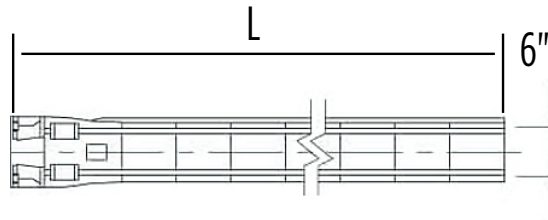
Total Dynamic Head (TDH) - meters

NOTE: 1200 mm minimum liquid level (NPSH) from bottom of suction grid

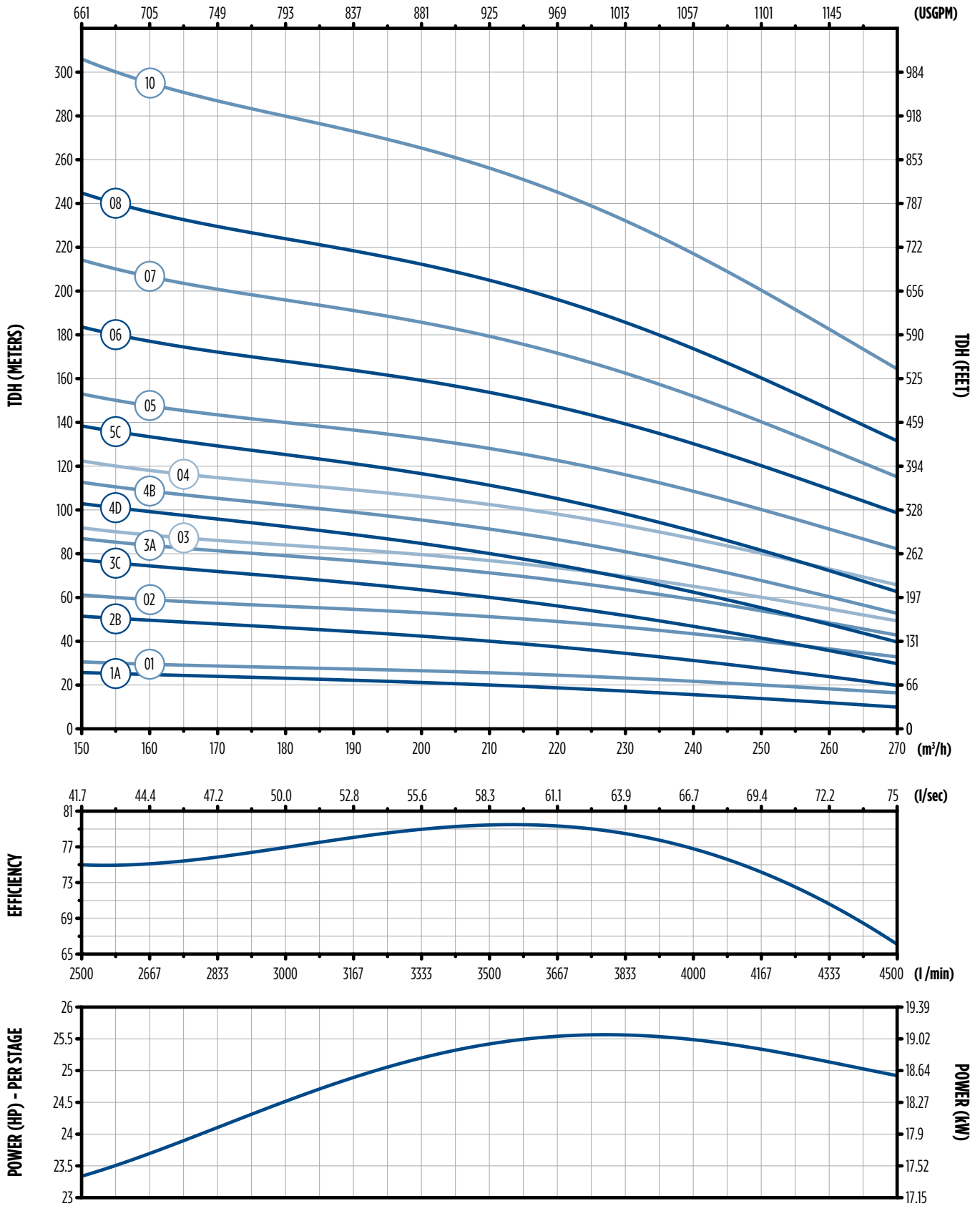
### 10" 160 M<sup>3</sup>/H - DIMENSIONS

Model No.	Model Description	kW	HP	Motor Size	Discharge	Stages	Length (L)		Weight	
							mm	in	kg	lbs
9731051603101A	160SSI09F105-01A66	9.3	12.5	6	6" BSP 11 TPI	1A	608	24	30	66
9731051603101	160SSI11F105-0166	11	15	6		1	608	24	30	66
9731051603102B	160SSI18F105-02B66	18.5	25	6		2B	764	30	36	79
9731051603102A	160SSI22F105-02A66	22	30	6		2A	764	30	36	79
9731051603202A	160SSI22F105-02A86	22	30	8		2A	764	30	37	82
9731051603102	160SSI22F105-0266	22	30	6		2	764	30	36	79
9731051603202	160SSI22F105-0286	22	30	8		2	764	30	37	82
9731051603103C	160SSI30F105-03C66	30	40	6		3C	920	36	43	95
9731051603203C	160SSI30F105-03C86	30	40	8		3C	920	36	43	95
9731051603103B	160SSI30F105-03B66	30	40	6		3B	920	36	43	95
9731051603203B	160SSI30F105-03B86	30	40	8		3B	920	36	43	95
9731051603103A	160SSI37F105-03A66	37	50	6		3A	920	36	43	95
9731051603203A	160SSI37F105-03A86	37	50	8		3A	920	36	43	95
9731051603103	160SSI37F105-0366	37	50	6		3	920	36	43	95
9731051603203	160SSI37F105-0386	37	50	8		3	920	36	43	95
9731051603104C	160SSI45F105-04C66	45	60	6		4C	1076	42	49	108
9731051603204C	160SSI45F105-04C86	45	60	8		4C	1076	42	50	110
9731051603104B	160SSI45F105-04B66	45	60	6		4B	1076	42	49	108
9731051603204B	160SSI45F105-04B86	45	60	8		4B	1076	42	50	110
9731051603104A	160SSI45F105-04A66	45	60	6		4A	1076	42	49	108
9731051603204A	160SSI45F105-04A86	45	60	8		4A	1076	42	50	110
9731051603104	160SSI45F105-0466	45	60	6		4	1076	42	49	108
9731051603204	160SSI45F105-0486	45	60	8		4	1076	42	50	110
9731051603205C	160SSI53F105-05C86	53	70	8		5C	1232	49	56	123
9731051603205B	160SSI53F105-05B86	53	70	8		5B	1232	49	56	123
9731051603205A	160SSI55F105-05A86	55	75	8		5A	1232	49	56	123
9731051603205	160SSI55F105-0586	55	75	8		5	1232	49	56	123
9731051603206C	160SSI60F105-06C86	60	80	8		6C	1388	55	63	139
9731051603206B	160SSI67F105-06B86	67	90	8		6B	1388	55	63	139
9731051603206A	160SSI67F105-06A86	67	90	8		6A	1388	55	63	139
9731051603206	160SSI67F105-0686	67	90	8		6	1388	55	63	139
9731051603207C	160SSI75F105-07C86	75	100	8		7C	1544	61	69	152
9731051603207B	160SSI75F105-07B86	75	100	8		7B	1544	61	69	152
9731051603207A	160SSI83F105-07A86	83	110	8		7A	1544	61	69	152
9731051603207	160SSI83F105-0786	83	110	8		7	1544	61	69	152
9731051603208C	160SSI93F105-08C86	93	125	8		8C	1700	67	76	168
9731051603208B	160SSI93F105-08B86	93	125	8		8B	1700	67	76	168
9731051603208A	160SSI93F105-08A86	93	125	8		8A	1700	67	76	168
9731051603208	160SSI93F105-0886	93	125	8		8	1700	67	76	168
9731051603209C	160SSI93F105-09C86	93	125	8		9C	1856	73	82	181
9731051603209B	160SSI110F105-09B86	110	150	8	9B	1856	73	82	181	
9731051603209A	160SSI110F105-09A86	110	150	8	9A	1856	73	82	181	
9731051603209	160SSI110F105-0986	110	150	8	9	1856	73	82	181	
9731051603210C	160SSI110F105-10C86	110	150	8	10C	2012	79	89	196	
9731051603210B	160SSI110F105-10B86	110	150	8	10B	2012	79	89	196	
9731051603210A	160SSI110F105-10A86	110	150	8	10A	2012	79	89	196	
9731051603210	160SSI110F105-1086	110	150	8	10	2012	79	89	196	

NOTE: Dimensions are for sizing estimations only. Max Diameter of the pump is 8.19" (208 mm).



### 10" 215 M<sup>3</sup>/H - PERFORMANCE





10" 215 M<sup>3</sup>/H - PERFORMANCE

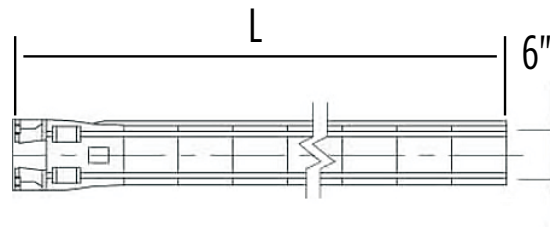
Model No.	Model Description	Stages	LPS	0	47	53	56	57	58	60	61	63	64	69	
			USGPM	0	749	837	881	903	925	947	969	991	1013	1101	
			M <sup>3</sup> /H	0	170	190	200	205	210	215	220	225	230	250	
			Flow Rate	Shut-Off	Recommended Operating Range										
9731052153201A	215SSI22F105-01A86	1A	Total Dynamic Head (TDH) - meters	36	24	22	21	20	20	19	19	18	17	14	
9731052153201	215SSI22F105-0186	1		42	29	27	27	26	26	25	24	24	23	23	20
9731052153202B	215SSI30F105-02B86	2B		71	48	45	42	41	40	39	38	36	35	35	27
9731052153202	215SSI37F105-0286	2		84	57	55	53	52	51	50	49	48	46	46	40
9731052153203C	215SSI45F105-03C86	3C		107	72	67	63	61	60	58	56	55	52	52	41
9731052153203A	215SSI53F105-03A86	3A		119	81	77	74	73	71	69	68	66	63	63	54
9731052153203	215SSI55F105-0386	3		126	86	82	80	78	77	75	73	72	69	69	60
9731052153204D	215SSI60F105-04D86	4D		142	96	89	85	82	79	78	75	73	73	69	55
9731052153204B	215SSI67F105-04B86	4B		155	105	99	95	93	91	89	87	84	81	81	68
9731052153204	215SSI75F105-0486	4		168	115	109	106	105	103	100	98	96	92	92	80
9731052153205C	215SSI83F105-05C86	5C		190	129	122	116	114	111	108	105	103	98	98	81
9731052153205	215SSI93F105-0586	5		209	143	137	133	131	128	125	122	120	116	116	100
9731052153305	215SSI93F105-05106	5		209	143	137	133	131	128	125	122	120	116	116	100
9731052153206	215SSI110F105-0686	6		251	172	164	159	157	154	150	147	144	139	139	121
9731052153306	215SSI110F105-06106	6		251	172	164	159	157	154	150	147	144	139	139	121
9731052153307	215SSI150F105-07106	7		293	200	191	186	183	179	175	171	168	162	162	141
9731052153308	215SSI150F105-08106	8	335	229	219	212	209	205	200	196	192	185	185	161	
9731052153310	215SSI185F105-10106	10	419	286	273	265	261	256	250	245	240	231	231	201	

NOTE: 1200 mm minimum liquid level (NPSH) from bottom of suction grid

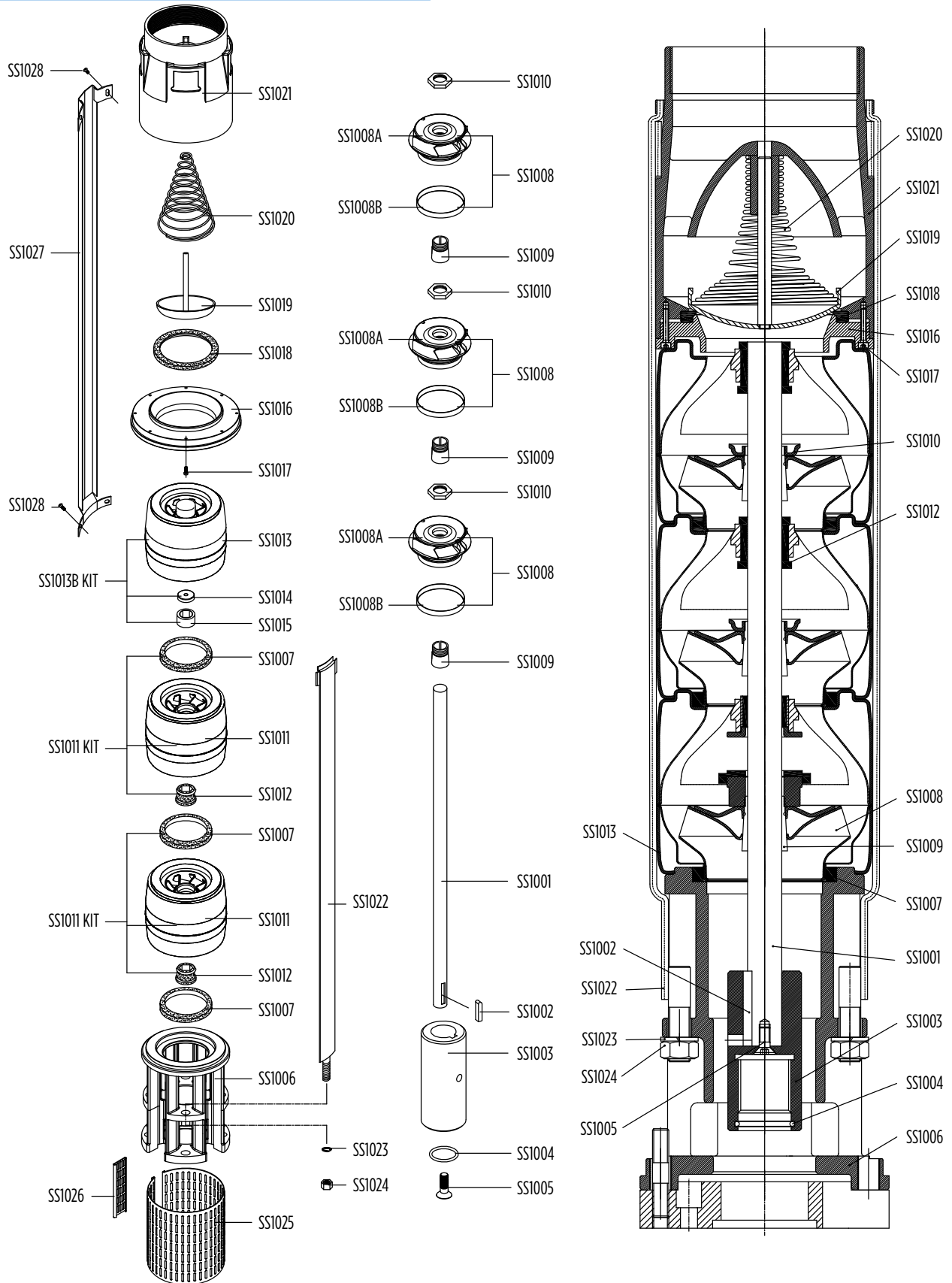
## 10" 215 M<sup>3</sup>/H - DIMENSIONS

Model No.	Model Description	kW	HP	Motor Size	Discharge	Stages	Length (L)		Weight	
							mm	in	kg	lbs
9731052153201A	215SSI22F105-01A86	22	30	8	6" BSP 11 TPI	1A	776	31	52	115
9731052153201	215SSI22F105-0186	22	30	8		1	776	31	52	115
9731052153202B	215SSI30F105-02B86	30	40	8		2B	952	37	61	134
9731052153202	215SSI37F105-0286	37	50	8		2	952	37	61	134
9731052153203C	215SSI45F105-03C86	45	60	8		3C	1128	44	70	154
9731052153203A	215SSI53F105-03A86	53	70	8		3A	1128	44	70	154
9731052153203	215SSI55F105-0386	55	75	8		3	1128	44	70	154
9731052153204D	215SSI60F105-04D86	60	80	8		4D	1304	51	79	174
9731052153204B	215SSI67F105-04B86	67	90	8		4B	1304	51	79	174
9731052153204	215SSI75F105-0486	75	100	8		4	1304	51	79	174
9731052153205C	215SSI83F105-05C86	83	110	8		5C	1480	58	88	194
9731052153205	215SSI93F105-0586	93	125	8		5	1480	58	88	194
9731052153305	215SSI93F105-05106	93	125	10		5	1480	58	88	194
9731052153206	215SSI110F105-0686	110	150	8		6	1656	65	97	214
9731052153306	215SSI110F105-06106	110	150	10		6	1656	65	97	214
9731052153307	215SSI150F105-07106	150	200	10		7	1832	72	106	234
9731052153308	215SSI150F105-08106	150	200	10		8	2008	79	115	254
9731052153310	215SSI185F105-10106	185	250	10		10	2184	86	124	273

NOTE: Dimensions are for sizing estimations only. Max Diameter of the pump is 8.19" (208 mm).



10" 108-215 M<sup>3</sup>/H - MATERIALS



## 10" 108-215 M<sup>3</sup>/H - MATERIALS

Part No.	Description	Material
SS1001	Shaft	Stainless Steel / (AISI 420)
SS1002	Key	Stainless Steel / (AISI 304)
SS1003	Coupling	Stainless Steel / (AISI 420)
SS1004	O-ring	Rubber / (NBR)
SS1005	Coupling Screw	Stainless Steel / (AISI 304)
SS1006	Support	Stainless Steel / (AISI 304)
SS1007	Neck Ring	NBR / Steel
SS1008A	Impeller	Stainless Steel / (AISI 304)
SS1008B	Ring of Impeller	Stainless Steel / (AISI 304)
SS1009	Split Cone	Stainless Steel / (AISI 420)
SS1010	Split Cone Nut	Stainless Steel / (AISI 304)
SS1011	Diffuser	Stainless Steel / (AISI 304)
SS1011 KIT	Diffuser	Stainless Steel / (AISI 304)
	Neck Ring	NBR / Steel
	Bearing	NBR
SS1012	Bearing	Rubber / (NBR)
SS1013	Diffuser for Discharge	Stainless Steel / (AISI 304)
SS1013B KIT	Diffuser for Discharge	Stainless Steel / (AISI 304)
	Bearing	NBR / Steel
	Spacing Washer for Stop Ring	PEEK
SS1014	Spacing Washer for Stop Ring	PEEK
SS1015	Bearing	NBR / Steel
SS1016	Valve Ring	Stainless Steel / (AISI 304)
SS1017	Valve Ring Screw	Stainless Steel / (AISI 304)
SS1018	Valve Seat	NBR / Steel
SS1019	Valve Cone	Stainless Steel / (AISI 304)
SS1020	Valve Spring	Stainless Steel / (AISI 304)
SS1021	Discharge (11 TPI)	Stainless Steel / (AISI 304)
SS1021-A	Discharge (NPT - Rp 6)	Stainless Steel / (AISI 304)
SS1022	Strap	Stainless Steel / (AISI 304)
SS1023	Strap Spring Washer	Stainless Steel / (AISI 304)
SS1024	Strap Nut	Stainless Steel / (AISI 304)
SS1025	Strainer	Stainless Steel / (AISI 304)
SS1026	Strainer Lock	Stainless Steel / (AISI 304)
SS1027	Cable Guard	Stainless Steel / (AISI 304)
SS1028	Cable Guard Screw	Stainless Steel / (AISI 304)





NOTES

Lined area for taking notes, consisting of numerous horizontal lines.





**ASEAN, TAIWAN, BANGLADESH,  
SRI LANKA, PAKISTAN**

Franklin Electric (SEA) Pte. Ltd.  
17 Changi Business Park Central 1  
# 06-05, Honeywell Building  
Singapore 486 073

Phone: +65.6789.6865  
Fax: +65.6789.0155  
Email: fesea@fele.com

**LATIN AMERICA**

Motores Franklin S.A. de C.V.  
Avenida Churubusco #1600  
(Bodega #16)  
Col. Francisco I. Madero  
Monterrey, N.L.  
Mexico C.P. 64560

Phone: +52.81.8000.1000  
Fax: +52.818.864.8445

**AUSTRALIA / NEW ZEALAND**

Franklin Electric (Australia) Pty. Ltd.  
106 - 110 Micro Circuit  
Dandenong South, Victoria 3175  
Australia

Phone: +61.3.9799.5000  
Fax: +61.3.9799.5050  
Hotline: 1.300 FRANKLIN (1.300.372.655)

**KOREA**

Franklin Electric B.V. Korea  
Room 502  
(BangBaeDong, BangBae The O Superium#1)  
3-4 SeoCho-Daero  
SeoCho-Gu, Seoul 137-974  
Republic of Korea

Phone: +82.2.3473.3353  
Fax: +82.2.3473.3352

**CHINA**

Franklin Electric (Shanghai) Co. Ltd.  
Unit 1002-03, Shanghai Central Plaza  
No. 227, Huang Pi Bei Road  
Shanghai 200003, China

Phone: +86.21.6327.0909  
Fax: +86.21.6327.0910

**UNITED STATES**

Franklin Electric Co., Inc.  
9255 Coverdale Road  
Fort Wayne, Indiana 46809  
USA

Phone: +1.260.824.2900  
Fax: +1.260.824.2909

**JAPAN**

Franklin Electric International, Inc.  
Aoba Bldg. 4F  
1-14-7, Sugamo  
Toshima-Ku, Tokyo 170-0002, Japan

Phone: +81.3.5319.1251  
Fax: +81.3.5319.1252

